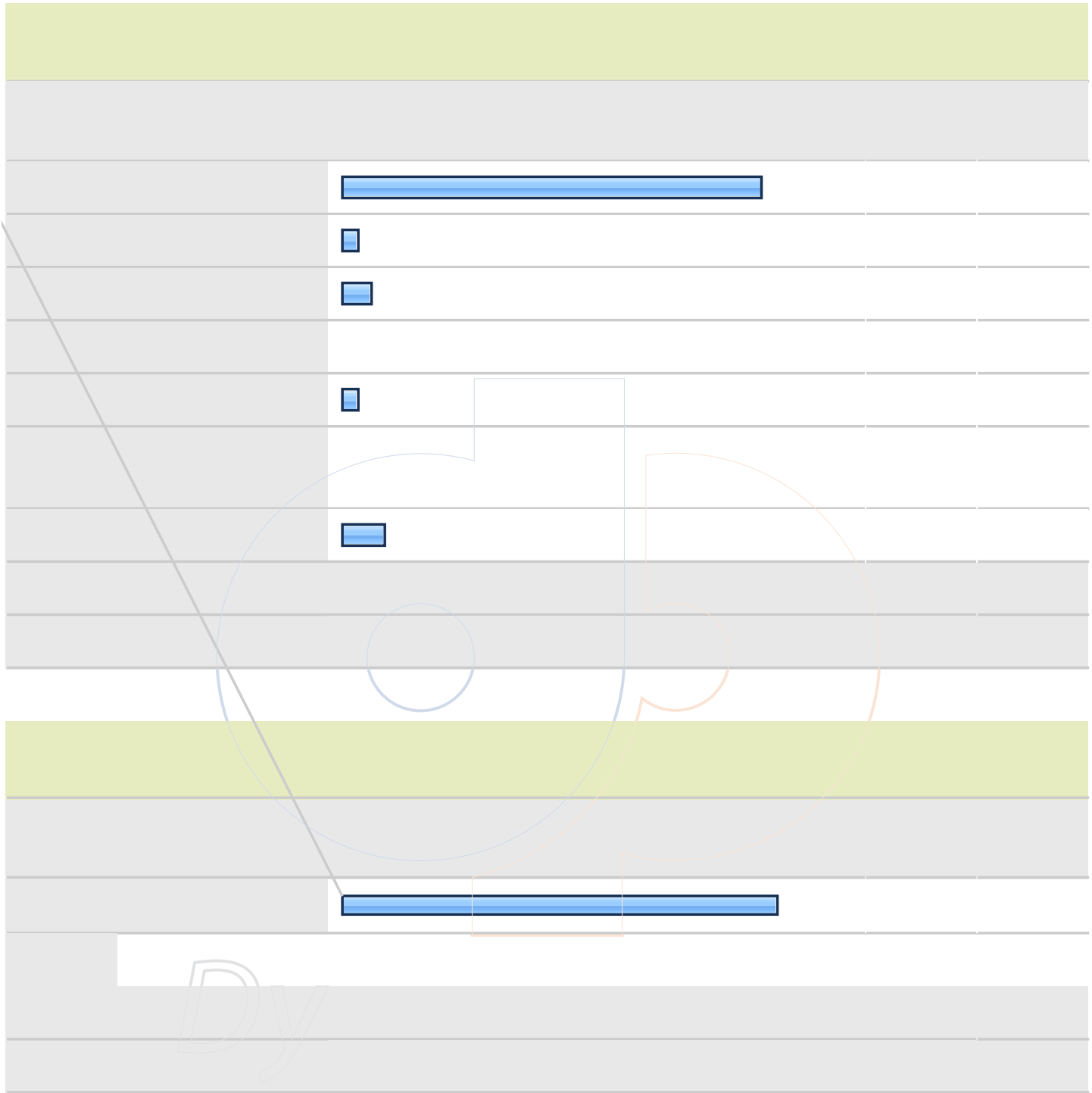





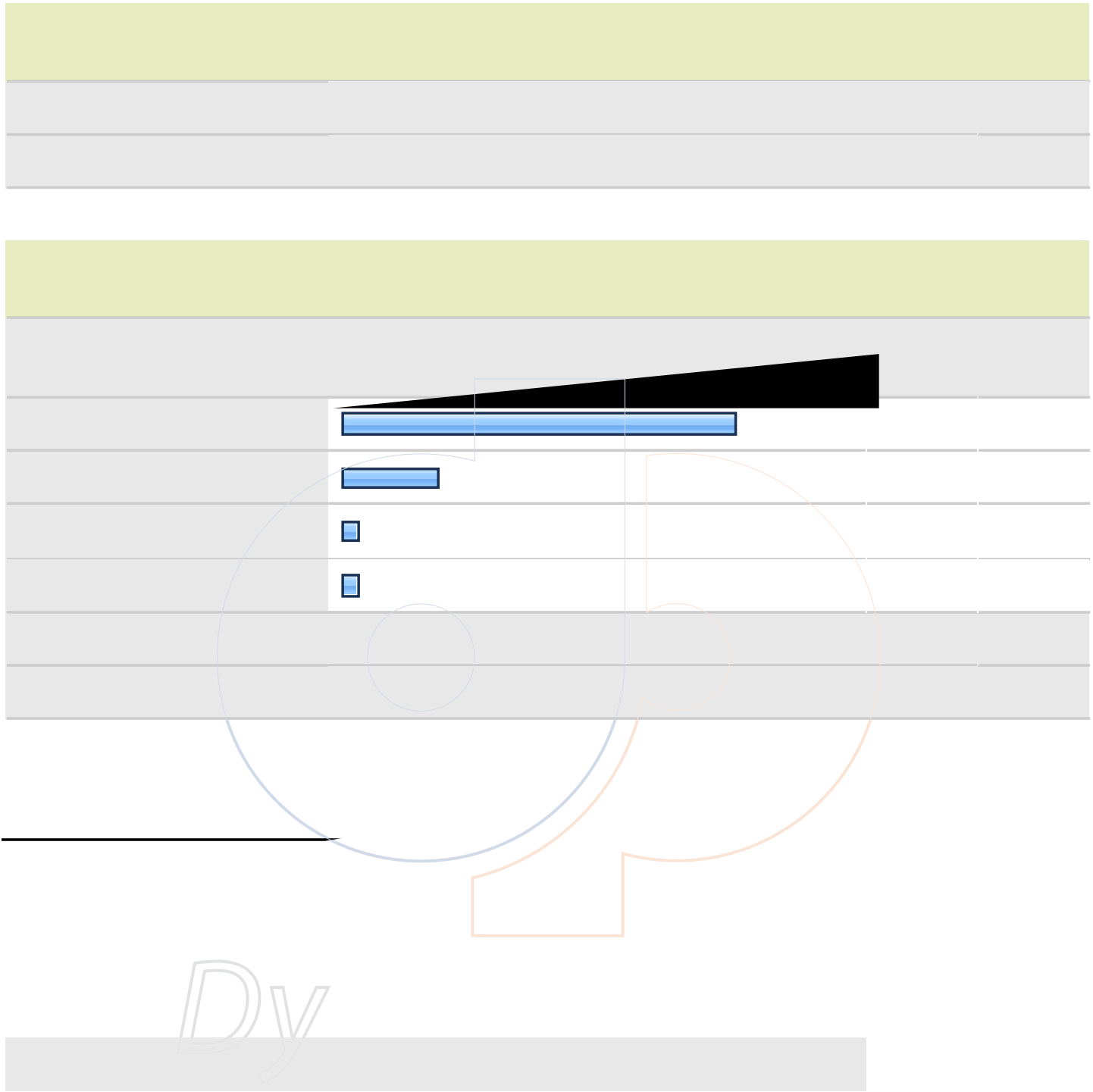
Dy

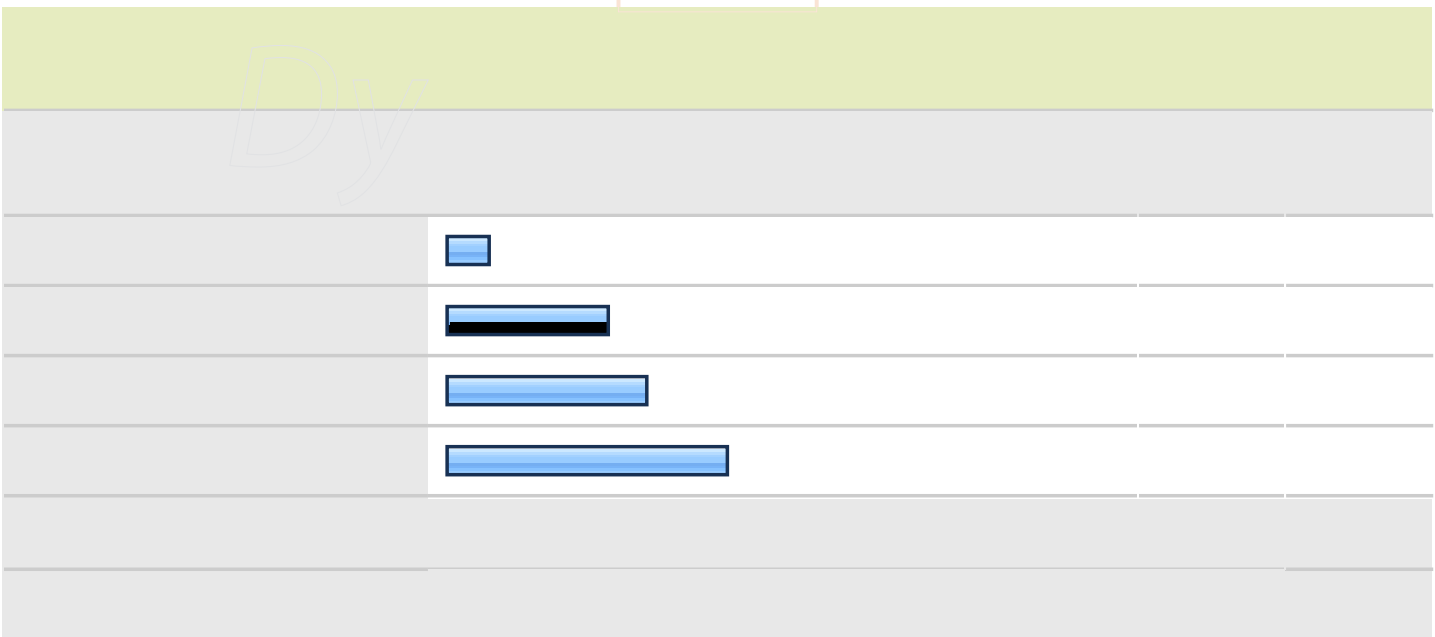

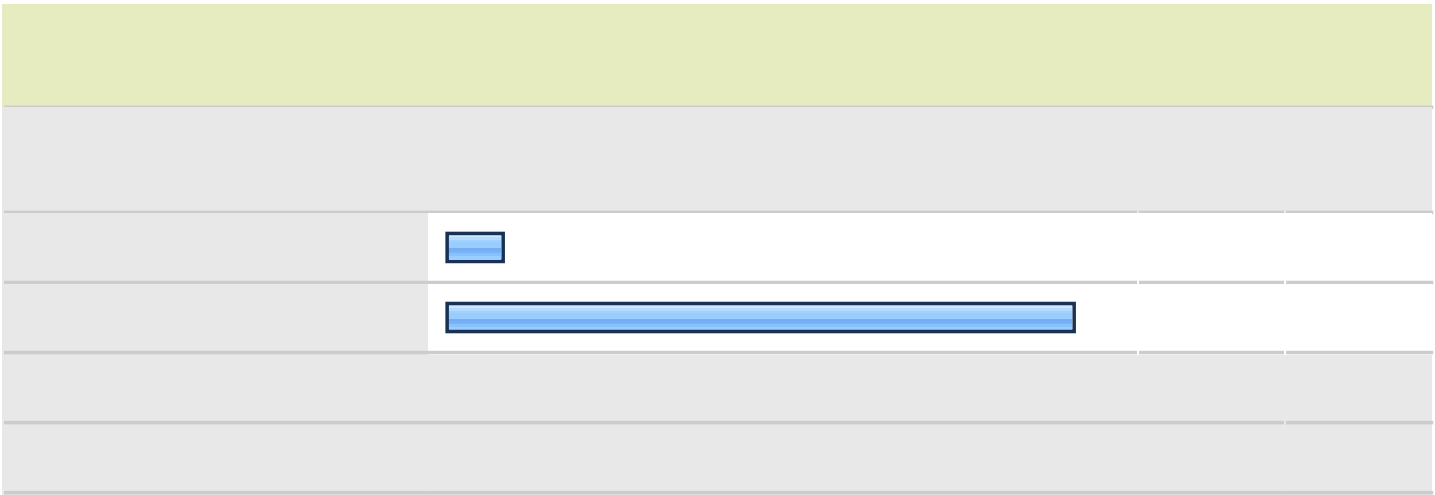


### 5. 5. What is your residency classification at MSU?

		Response Percent	Response Count
In-state		55.3%	21
Out-of-state		31.6%	12
International		13.2%	5
<b>answered question</b>			<b>38</b>
<b>skipped question</b>			<b>0</b>







### 11. 11. Approximately what percent of your University Studies (general education) classes did you take at MSU?

		Response Percent	Response Count
Under 25%		41.2%	7
25-49%		11.8%	2
50-74%		11.8%	2
75-100%		35.3%	6
answered question			17
skipped question			21

### 12. 12. What has been your attendance status at MSU?

		Response Percent	Response Count
Primarily full-time		94.7%	36
Primarily part-time		5.3%	2
answered question			38
skipped question			0

Dy

### 13. 13. In which Residential College are you a member?



		Response Percent	Response Count
Do not know		13.2%	5
Clark College		7.9%	3
Elizabeth College		2.6%	1
Franklin-Springer Colleges		2.6%	1
<b>Hart College</b>		<b>21.1%</b>	<b>8</b>
Hester College		15.8%	6
Regents College		13.2%	5
Richmond College		15.8%	6
White College		7.9%	3
<b>answered question</b>			<b>38</b>
<b>skipped question</b>			<b>0</b>

Dy






**13. 13. In which Residential College are you a member?**

answered question	38
skipped question	0

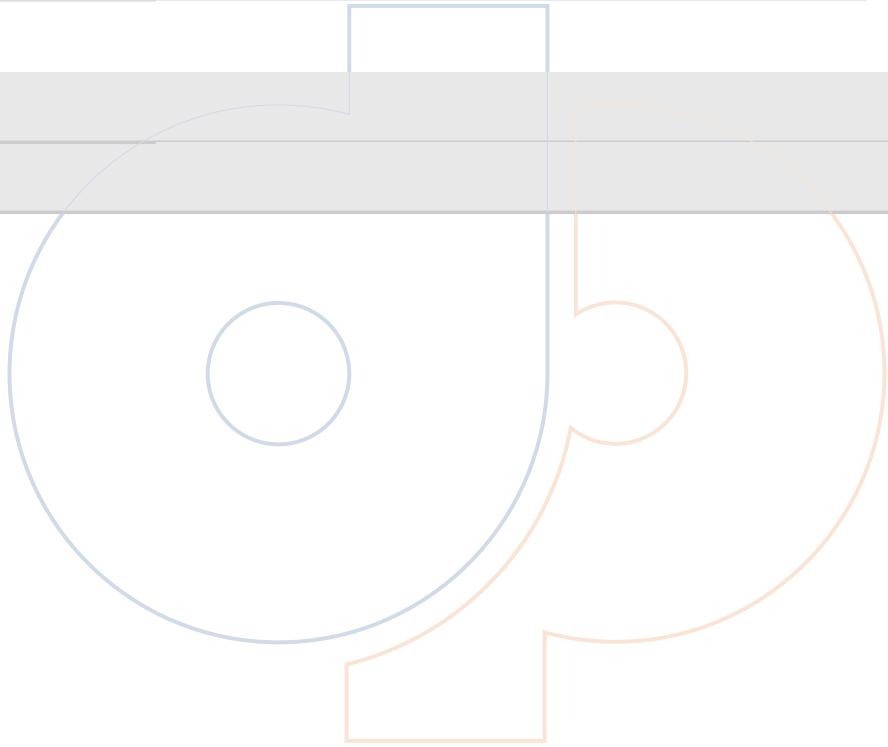
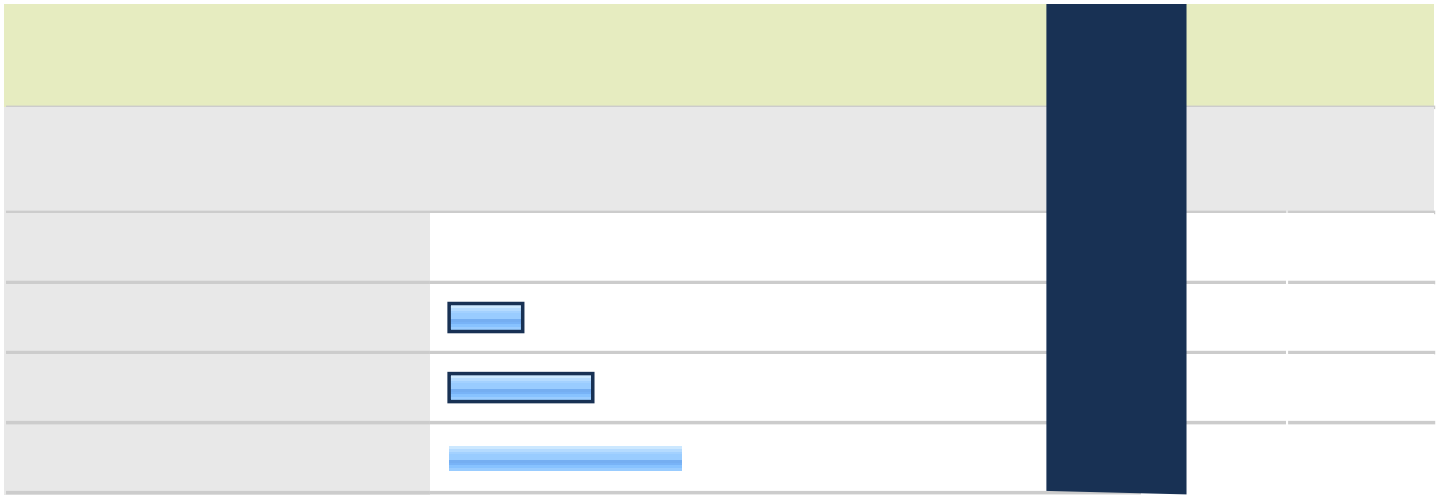
**14. 14. Have you ever received any type of Financial Aid while at MSU? (scholarships, grants, work-study, etc.)**

		Response Percent	Response Count
Yes		84.2%	32
No		15.8%	6
answered question			38
skipped question			0

**15. 15. How many years will it take you to complete your degree from the point of your initial enrollment in college (including any time at a previous institution)?**

		Response Percent	Response Count
Two		5.3%	2
			
			
			
			
answered question			38
skipped question			0






Dy

**17. 17. Please identify the program/major in which you are earning a degree. If you have a double major, check both of your majors. (Note: Liberal Arts and Integrated Studies Students, check Liberal Arts or Integrated Studies. Do not check your field of study as a major.)**

		Response Percent	Response Count
Accounting		0.0%	0
Advertising		0.0%	0
Agricultural Science & Technology (associate's)		0.0%	0
Agricultural Science (bachelor's)		0.0%	0
Animal Technology/Animal-Equine		0.0%	0
Animal Technology/Vet Tech, Pre-Vet		0.0%	0
Applied Physics		0.0%	0
Art		0.0%	0
Athletic Training		0.0%	0
Biology		0.0%	0
Business Administration (associate's)		0.0%	0
Business Administration (bachelor's)	<input checked="" type="checkbox"/>	2.6%	1
Career & Technical Education (associate's)		0.0%	0
Career & Technical Education (bachelor's)		0.0%	0
Chemistry		0.0%	0
Civil Engineering Technology (associate's)		0.0%	0
<b>answered question</b>			<b>38</b>
<b>skipped question</b>			<b>0</b>



Dy

**17. 17. Please identify the program/major in which you are earning a degree. If you have a double major, check both of your majors. (Note: Liberal Arts and Integrated Studies Students, check Liberal Arts or Integrated Studies. Do not check your field of study as a major.)**

Graphic Communications Media		0.0%	0
Health & Physical Education		0.0%	0
Health Information Administration		0.0%	0
History		0.0%	0
Industrial Technology (associate's)		0.0%	0
Integrated Studies (BIS)		0.0%	0
Interdisciplinary Early Childhood Education		0.0%	0
Interior Design		0.0%	0
International Business		0.0%	0
International Studies		0.0%	0
Japanese		0.0%	0
Journalism		0.0%	0
Learning & Behavior Disorders		0.0%	0
Liberal Arts		0.0%	0
Logistics & Supply Chain Management		0.0%	0
Management		0.0%	0
Manufacturing Technology		0.0%	0
Marketing		0.0%	0
Mathematics	<input checked="" type="checkbox"/>	2.6%	1
<b>answered question</b>			<b>38</b>
<b>skipped question</b>			<b>0</b>

**17. 17. Please identify the program/major in which you are earning a degree. If you have a double major, check both of your majors. (Note: Liberal Arts and Wrg 0 0 0 RGa2 I**



Dy





### 19. 21. Which best describes your situation?

		Response Percent	Response Count
Did not change major/area		63.2%	24
Did not initially declare major/area		2.6%	1
Changed major/area		34.2%	13
		<b>answered question</b>	<b>38</b>
		<b>skipped question</b>	<b>0</b>



### 19. 21. Which best describes your situation?

answered question 38

skipped question 0

### 20. 22. While school was in session, how often did you use the open source software?





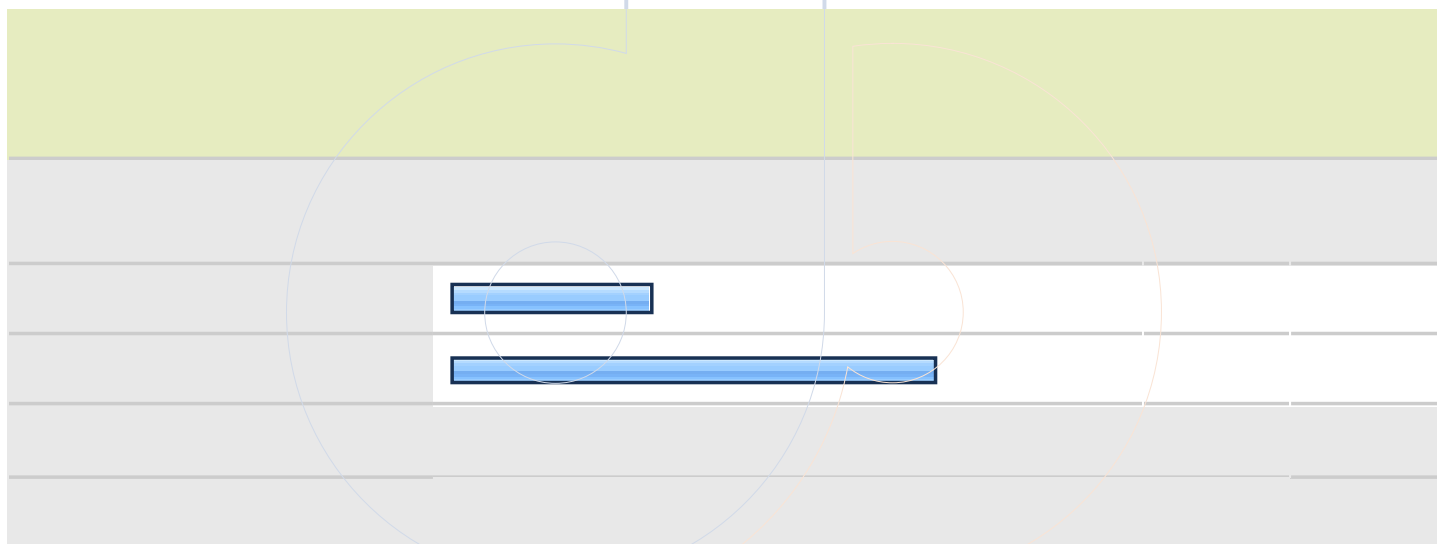




*Dy*





### 24. 26. Did you take any online courses while at Murray State?

		Response Percent	Response Count
Yes		50.0%	19
No		50.0%	19
answered question			38
skipped question			0

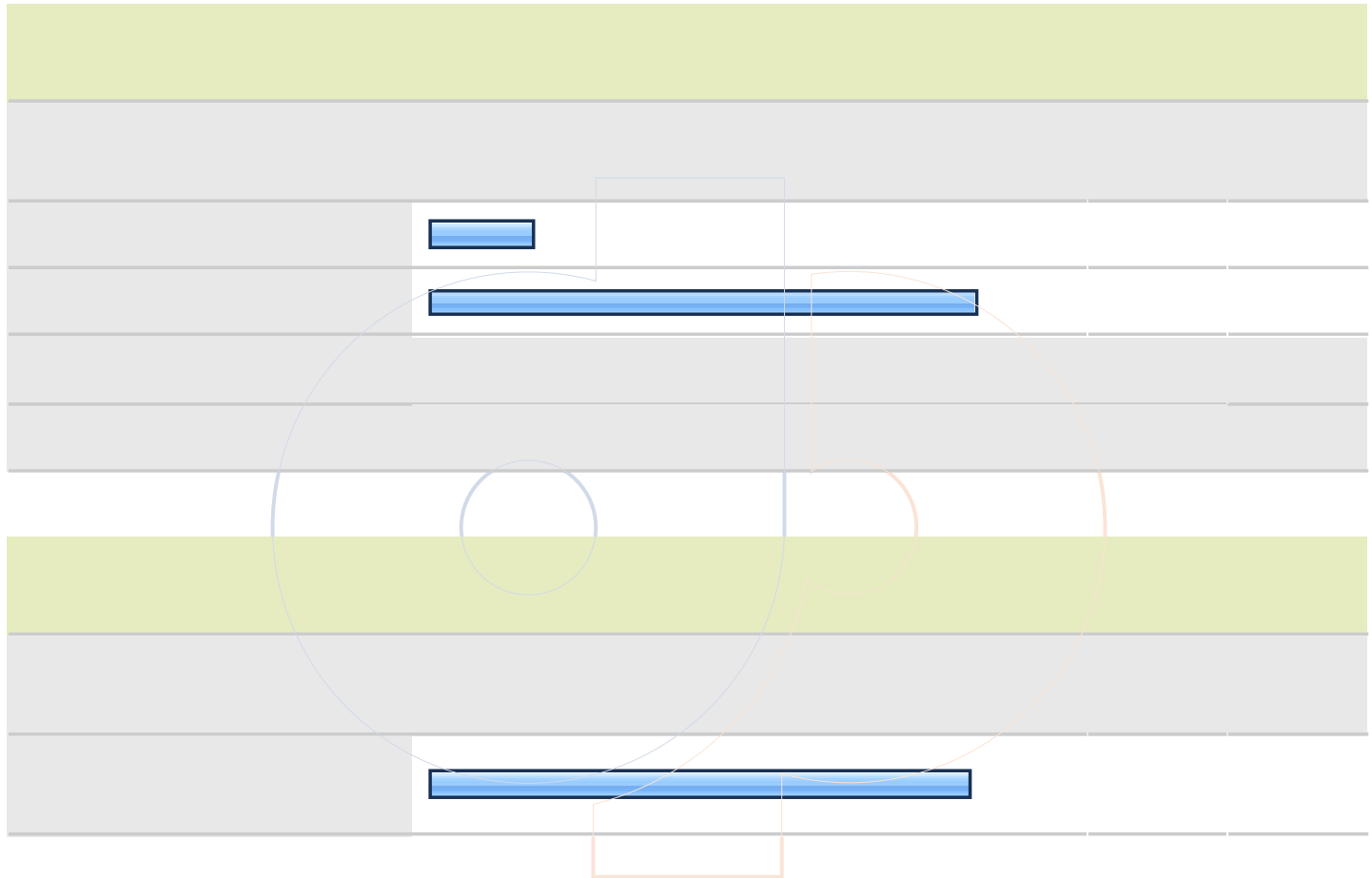



Dy

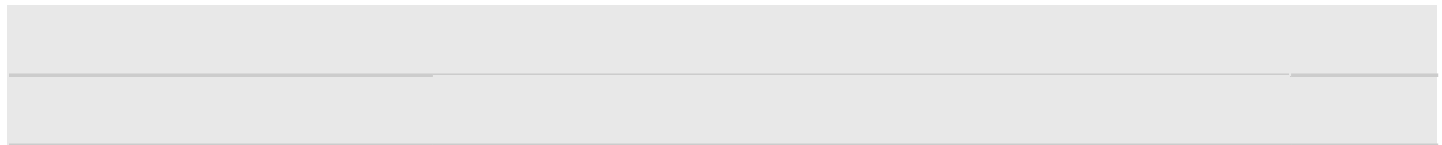
## 26. 28. Why did it take you an extra semester or more?

		Response Percent	Response Count
Work obligation limited my enrollment.		36.4%	4
Family obligations limited my enrollment.		0.0%	0
Tuition and other costs of attendance limited my enrollment.		0.0%	0
<b>A decision to change majors added to my requirements.</b>		<b>63.6%</b>	<b>7</b>
A required course or courses were not offered.		18.2%	2
Credits were lost transferring to Murray State.		9.1%	1
Other (please specify)		0.0%	0
<b>answered question</b>			<b>11</b>
<b>skipped question</b>			<b>27</b>

Dy



Dy



### 29. 31. Which statement best describes your experience with off-campus coop/internship?

		Response Percent	Response Count
Cannot judge; I did not have one.		30.6%	11
<b>My experience was very valuable.</b>		<b>36.1%</b>	<b>13</b>
My experience was valuable.		16.7%	6
My experience was of little value.		13.9%	5
My experience was of no value.		2.8%	1
<b>answered question</b>			<b>36</b>
<b>skipped question</b>			<b>2</b>

### 30. 32. Which statement best describes your experience with on-campus faculty-directed research, scholarly, or creative project?

		Response Percent	Response Count
Cannot judge; I did not have one.		18.9%	7
My experience was very valuable.		21.6%	8
<b>My experience was valuable.</b>		<b>45.9%</b>	<b>17</b>
My experience was of little value.		10.8%	4
My experience was of no value.		2.7%	1
<b>answered question</b>			<b>37</b>
<b>skipped question</b>			<b>1</b>

### 31. 33. Which statement best describes your experience with academic advising in your major/area?

		Response Percent	Response Count
Cannot judge; I did not make use of the opportunity.		8.1%	3
I was satisfied with information my adviser provided.		81.1%	30
Advice was inaccurate, Cannot judge; I did not make use		8.1%	3
		<b>answered question</b>	<b>37</b>
		<b>skipped question</b>	<b>1</b>


Dy

8.1% was 4 us 6 q q

**31. 33. Which statement best describes your experience with academic advising in your major/area?**


answered question 37

skipped question 1





*Dy*





### 32. Questions 34-48 For each of these items, indicate the extent to which you were satisfied.

46 Effectiveness of library personnel in meeting your information needs	33.3% (11)	<b>60.6% (20)</b>	6.1% (2)	0.0% (0)	3.27	33
47. Access to on-hand or electronic library resources	27.3% (9)	<b>60.6% (20)</b>	12.1% (4)	0.0% (0)	3.15	33
48. Computer, individual and group work spaces available within University Libraries (Waterfield, Pogue and Overby)	30.3% (10)	<b>60.6% (20)</b>	9.1% (3)	0.0% (0)	3.21	33
<b>answered question</b>						<b>34</b>
<b>skipped question</b>						<b>4</b>

### 33. Questions 49-55 University Studies is designed to offer you a broad base of skills and knowledge and to prepare you for upper division study. Please indicate how effective University Studies at Murray State was in helping you achieve these goals.

	Very effective	Effective	Ineffective	Very ineffective	Rating Average	Rating Count
49. Writing skills	21.9% (7)	<b>68.8% (22)</b>	9.4% (3)	0.0% (0)	3.13	32
50. Speaking skills	28.1% (9)	<b>53.1% (17)</b>	15.6% (5)	3.1% (1)	3.06	32
51. Critical thinking skills	31.3% (10)	<b>53.1% (17)</b>	15.6% (5)	0.0% (0)	3.16	32
52. Technology skills/computer skills	<b>43.8% (14)</b>	<b>43.8% (14)</b>	12.5% (4)	0.0% (0)	3.31	32
53. General knowledge in the liberal arts and sciences	18.8% (6)	<b>65.6% (21)</b>	12.5% (4)	3.1% (1)	3.00	32
54. International perspectives	18.8% (6)	<b>68.8% (22)</b>	6.3% (2)	6.3% (2)	3.00	32
55. Stimulation of interest in areas outside your chosen field of study	21.9% (7)	<b>62.5% (20)</b>	9.4% (3)	6.3% (2)	3.00	32
<b>answered question</b>						<b>32</b>
<b>skipped question</b>						<b>6</b>



Dy

68. International student support services	12.5% (4)	15.6% (5)	3.1% (1)	3.1% (1)	<b>65.6% (21)</b>	3.09	32
69. Internet and wireless access for study and research needs	24.1% (7)	<b>51.7% (15)</b>	13.8% (4)	3.4% (1)	6.9% (2)	3.04	29
70. Intramural Sports and Recreation	28.1% (9)	<b>34.4% (11)</b>	9.4% (3)	0.0% (0)	28.1% (9)	3.26	32
71. LGBT programs	3.2% (1)	19.4% (6)	0.0% (0)	0.0% (0)	<b>77.4% (24)</b>	3.14	31
72. Lowry Center/Developmental courses and tutoring	0.0% (0)	26.7% (8)	3.3% (1)	0.0% (0)	<b>70.0% (21)</b>	2.89	30
73. Library	28.1% (9)	<b>56.3% (18)</b>	0.0% (0)	0.0% (0)	15.6% (5)	3.33	32
74. MSU web site	22.6% (7)	<b>71.0% (22)</b>	3.2% (1)	0.0% (0)	3.2% (1)	3.20	31
75. NCAA Sports	18.8% (6)	31.3% (10)	0.0% (0)	0.0% (0)	<b>50.0% (16)</b>	3.38	32
76. Online courses that are not Blackboard or Canvas	6.5% (2)	29.0% (9)	6.5% (2)	0.0% (0)	<b>58.1% (18)</b>	3.00	31
77. Public Safety/Security Services	16.1% (5)	<b>38.7% (12)</b>	9.7% (3)	0.0% (0)	35.5% (11)	3.10	31
78. Registration through myGate	21.9% (7)	<b>71.9% (23)</b>	3.1% (1)	0.0% (0)	3.1% (1)	3.19	32
79. Residential /GS0 gs /T1_0 6.75 Tf 0.9852 0 0 0.9852 305.3566 164.4465 Tmhol /G882 Tc 39.525 5.062 Td (3							


**34. Questions 56-89** For each of these services, activities or programs that you used, please indicate the extent to which you were satisfied that they met your needs. For those that you did not use, mark the "Did Not Use" option.

82. Student Disability Services (SDS)	9.7% (3)	12.9% (4)	0.0% (0)	0.0% (0)
answered question 33				
skipped question 5				

Dy

### 35. 90. To what extent did you participate in Residential College activities?

		Response Percent	Response Count
Did not participate		45.5%	15
Frequently		12.1%	4
Occasionally		15.2%	5
Seldom		27.3%	9
answered question			33
skipped question			5



### 35. 90. To what extent did you participate in Residential College activities?

answered question	33
skipped question	5

### 36. 91. Which phrase best describes your opinion of Residential Colleges?

		Response Percent	Response Count
Not familiar with Residential Colleges		39.4%	13
Very positive		15.2%	5
Positive		33.3%	11
Negative		12.1%	4
Very negative		0.0%	0
		answered question	33
		skipped question	5

### 37. 92. When you graduate how many times will you have studied abroad during your university career?

		Response Percent	Response Count
None		84.8%	28
One		15.2%	5
Two		0.0%	0
Three or more		0.0%	0
		answered question	33
		skipped question	5

**38. Questions 93-102 The University has formulated ten desired "Characteristics of the Murray State University Graduate." Please indicate how effective your MSU experience was in enhancing your abilities in each area.**

	Very effective	Effective	Ineffective	Very ineffective	Rating Average	Rating Count
93. Engage in mature, independent and creative thought and express that thought effectively in oral and written communication;	26.7% (8)	<b>63.3% (19)</b>	6.7% (2)	3.3% (1)	3.13	30
94. Understand and apply the critical and scientific methodologies that academic disciplines employ to discover knowledge and ascertain its validity;	30.0% (9)	<b>60.0% (18)</b>	10.0% (3)	0.0% (0)	3.20	30
95. Apply sound standards of information gathering, analysis and evaluation to reach logical decisions;	26.7% (8)	<b>70.0% (21)</b>	3.3% (1)	0.0% (0)	3.23	30
96. Understand the roles and applications of science and technology in the solution of the problems of a changing world;	26.7% (8)	<b>70.0% (21)</b>	3.3% (1)	0.0% (0)	3.23	30
97. Demonstrate a critical understanding of the world's historical, literary, philosophical and artistic traditions;	13.3% (4)	<b>73.3% (22)</b>	10.0% (3)	3.3% (1)	2.97	30
98. Understand the dynamics of cultural diversity, of competing economic and political systems, and of complex moral and ethical issues;	10.0% (3)	<b>80.0% (24)</b>	6.7% (2)	3.3% (1)	2.97	30
99. Understand the nature of and engage in ethical behavior and responsible citizenship;	20.0% (6)	<b>76.7% (23)</b>	0.0% (0)	3.3% (1)	3.13	30
					<b>answered question</b>	<b>30</b>
					<b>skipped question</b>	<b>8</b>

**38. Questions 93-102 The University has formulated ten desired "Characteristics of the Murray State University Graduate." Please indicate how effective your MSU experience was in enhancing your abilities in each area.**

100. Understand the importance of the behaviors necessary to maintain a healthy lifestyle;	13.3% (4)	<b>76.7% (23)</b>	6.7% (2)	3.3% (1)	3.00	30
101. Demonstrate mastery of a chosen field of study;	23.3% (7)	<b>70.0% (21)</b>	6.7% (2)	0.0% (0)	3.17	30
102. Value intellectual pursuit and continuous learning in a changing world.	23.3% (7)	<b>73.3% (22)</b>	3.3% (1)	0.0% (0)	3.20	30
<b>answered question</b>						<b>30</b>
<b>skipped question</b>						<b>8</b>

Dy





### 39. 103. What do you expect to do after you graduate?


answered question 31

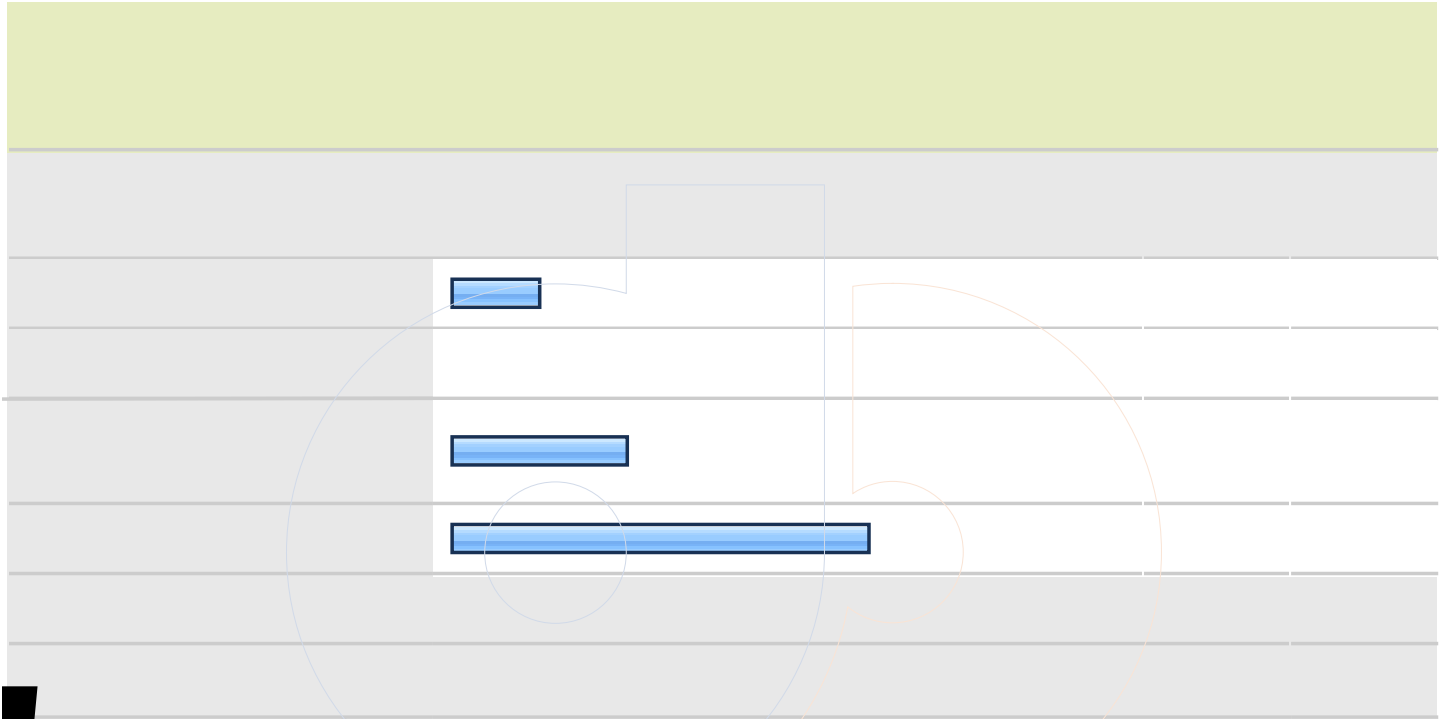

skipped question 7

### 40. 104. If you are already employed, how closely related is your job to your field of study?

		Response Percent	Response Count
Extremely close		32.3%	10
Somewhat close		12.9%	4
Somewhat different		3.2%	1
Extremely different		6.5%	2
I cannot determine		3.2%	1
<b>Does not apply</b>		<b>41.9%</b>	<b>13</b>
		<b>answered question</b>	<b>31</b>
		<b>skipped question</b>	<b>7</b>

Dy






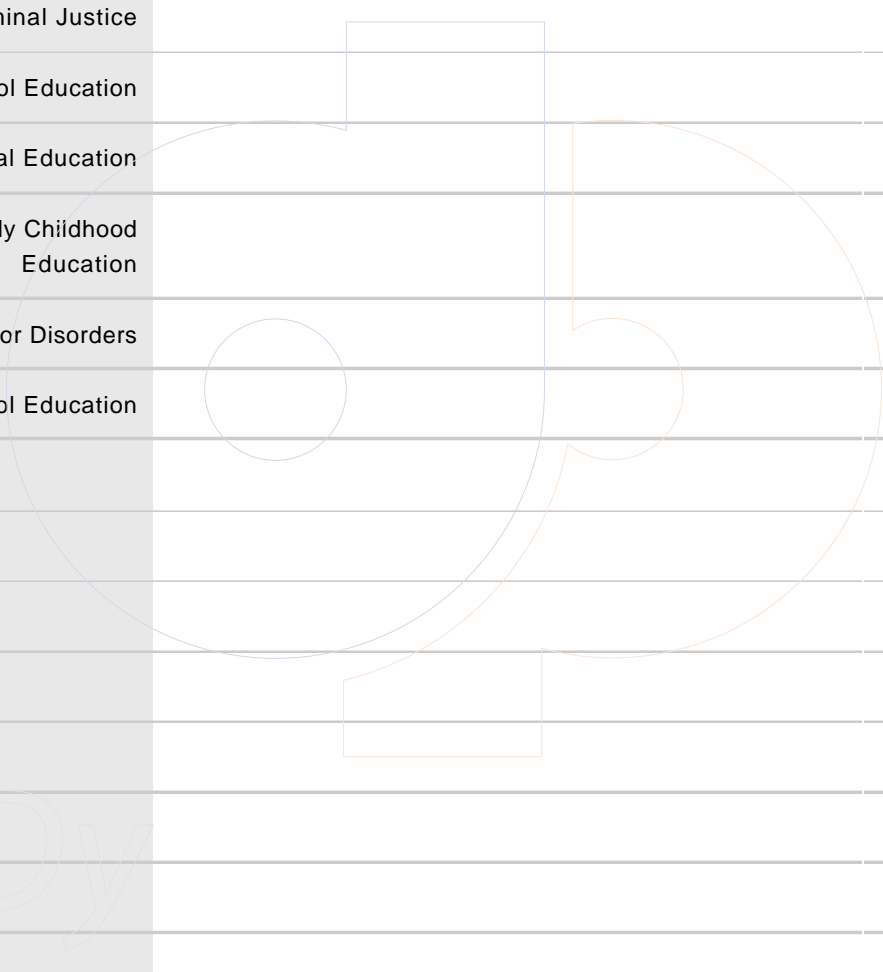
Dy

#### 44. Feedback:

	Response Count
	5
answered question	5
skipped question	33







Career & Technical Education (associate's)	0.0%	0
Career & Technical Education (bachelor's)	0.0%	0
Criminal Justice	0.0%	0
Elementary School Education	0.0%	0
Health & Physical Education	0.0%	0
Interdisciplinary Early Childhood Education	0.0%	0
Learning & Behavior Disorders	0.0%	0
Middle School Education	0.0%	

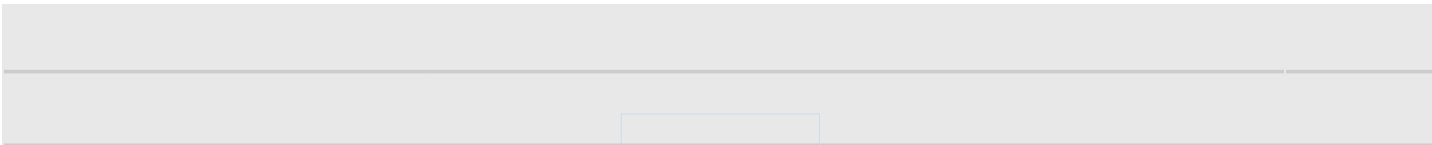








*Dy*





Dy