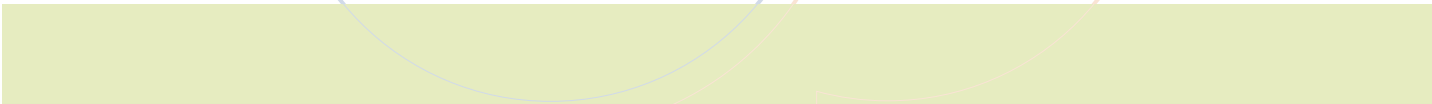


|  |  |  |  |  |
|--|--|--|--|--|
|  |  |  |  |  |
|  |  |  |  |  |

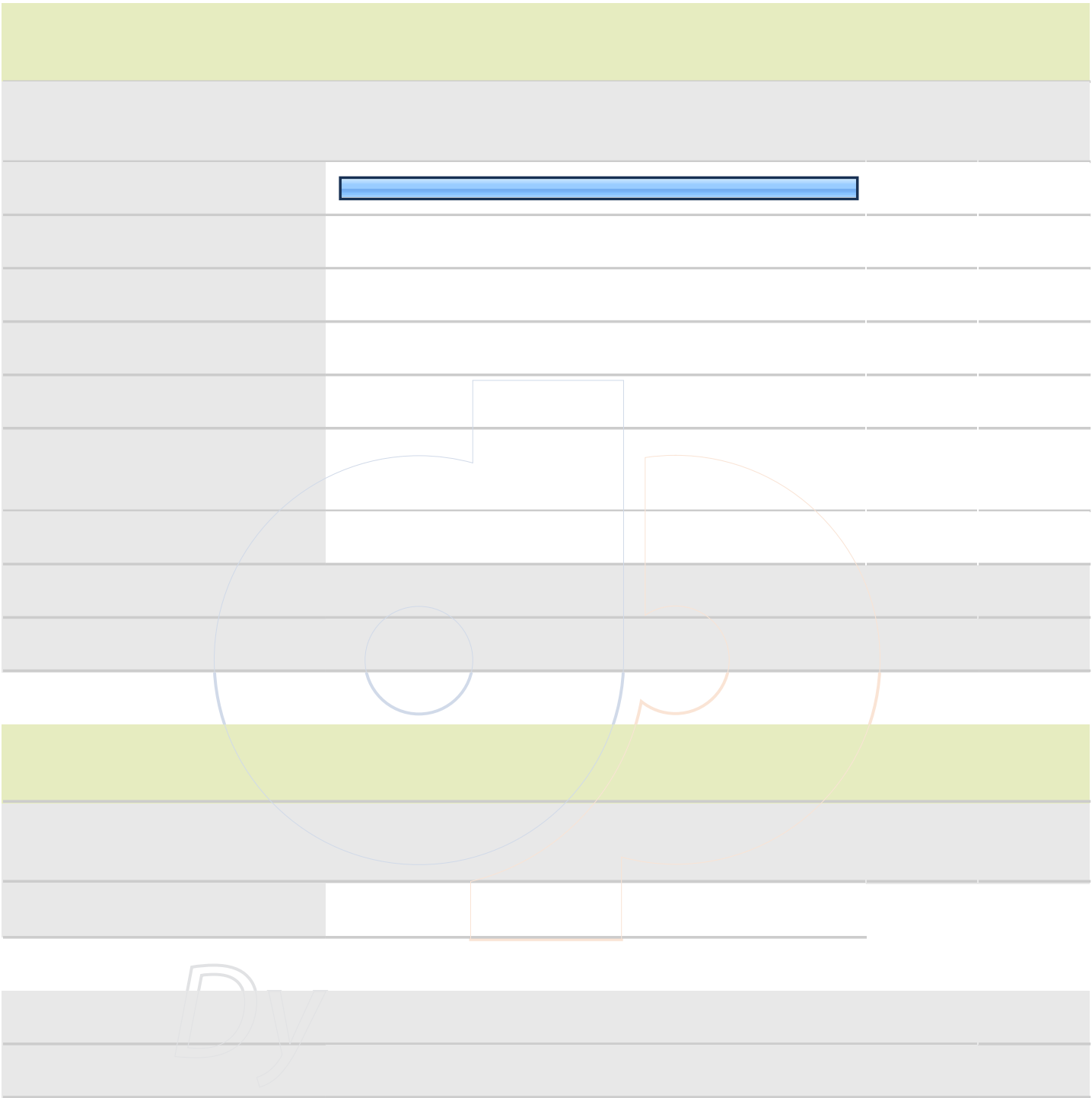
|  |  |  |  |  |  |  |  |  |  |
|--|--|--|--|--|--|--|--|--|--|
|  |  |  |  |  |  |  |  |  |  |
|  |  |  |  |  |  |  |  |  |  |
|  |  |  |  |  |  |  |  |  |  |
|  |  |  |  |  |  |  |  |  |  |





|  |  |  |  |  |
|--|--|--|--|--|
|  |  |  |  |  |
|  |  |  |  |  |

|  |  |  |  |  |
|--|--|--|--|--|
|  |  |  |  |  |
|  |  |  |  |  |

Dy



### 5. 5. What is your residency classification at MSU?

|                          |  | Response Percent | Response Count |
|--------------------------|--|------------------|----------------|
| In-state                 |  | 85.7%            | 12             |
| Out-of-state             |   | 14.3%            | 2              |
| International            |  | 0.0%             | 0              |
| <b>answered question</b> |  |                  | <b>14</b>      |
| <b>skipped question</b>  |  |                  | <b>0</b>       |



### 5. 5. What is your residency classification at MSU?


|                   |    |
|-------------------|----|
| answered question | 14 |
| skipped question  | 0  |

### 6. 6. Age


|               |  | Response Percent  | Response Count |
|---------------|--|-------------------|----------------|
| 24 or younger |  | 78.6%             | 11             |
| 25-34         |  | 7.1%              | 1              |
| 35-44         |  | 7.1%              | 1              |
| 45 or older   |  | 7.1%              | 1              |
|               |  | answered question | 14             |
|               |  | skipped question  | 0              |

### 7. 7. Has either of your parents received a bachelor's degree?







|     |  | Response Percent  | Response Count |
|-----|--|-------------------|----------------|
| Yes |  | 78.6%             | 11             |
| No  |  | 21.4%             | 3              |
|     |  | answered question | 14             |
|     |  | skipped question  | 0              |



*Dy*



### 13. 13. In which Residential College are you a member?


|                            |   | Response Percent         | Response Count |
|----------------------------|---|--------------------------|----------------|
| Do not know                |   | 0.0%                     | 0              |
| <b>Clark College</b>       |  | <b>21.4%</b>             | <b>3</b>       |
| Elizabeth College          |  | 7.1%                     | 1              |
| Franklin-Springer Colleges |   | 0.0%                     | 0              |
| Hart College               |  | 14.3%                    | 2              |
| <b>Hester College</b>      |  | <b>21.4%</b>             | <b>3</b>       |
| Regents College            |   | 0.0%                     | 0              |
| Richmond College           |  | 14.3%                    | 2              |
| <b>White College</b>       |  | <b>21.4%</b>             | <b>3</b>       |
|                            |   | <b>answered question</b> | <b>14</b>      |
|                            |   | <b>skipped question</b>  | <b>0</b>       |

Dy





**13. 13. In which Residential College are you a member?**

|                   |    |
|-------------------|----|
| answered question | 14 |
| skipped question  | 0  |

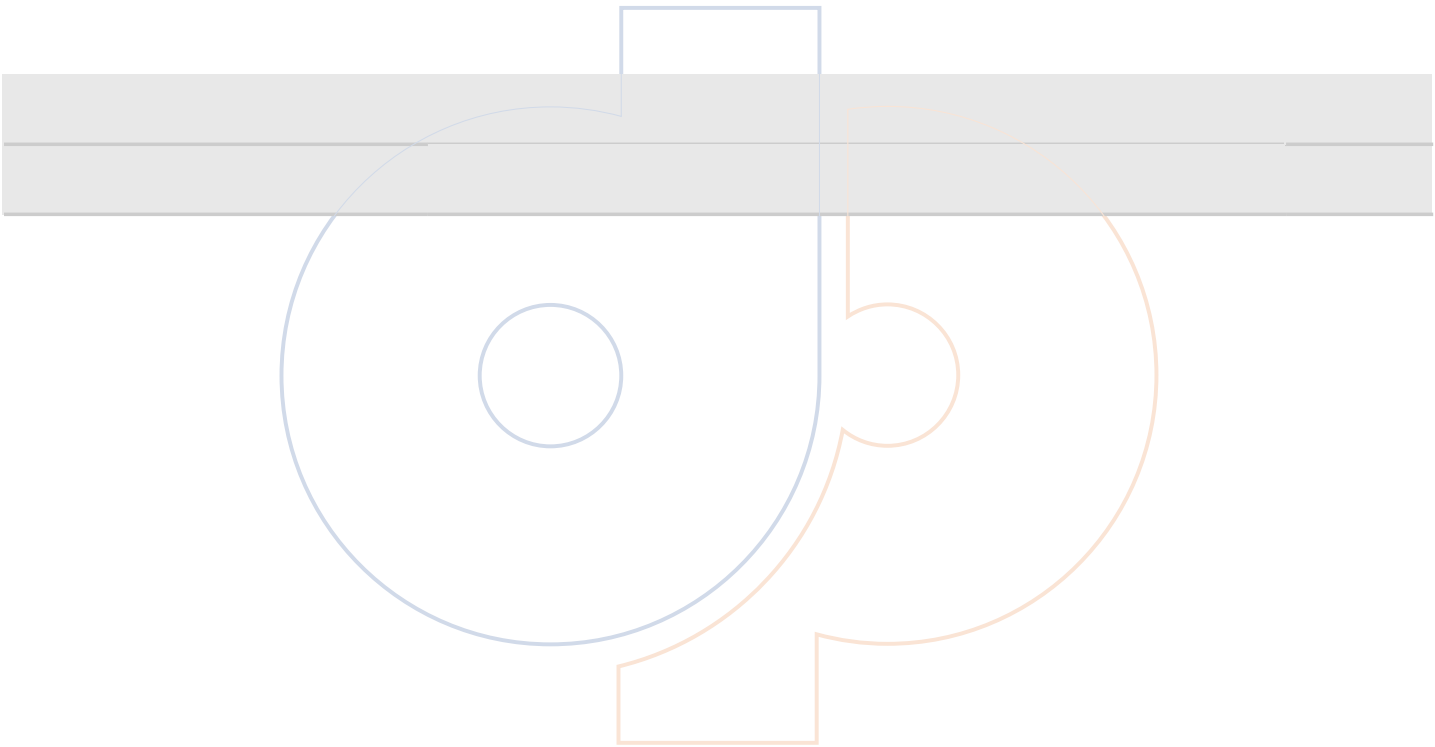
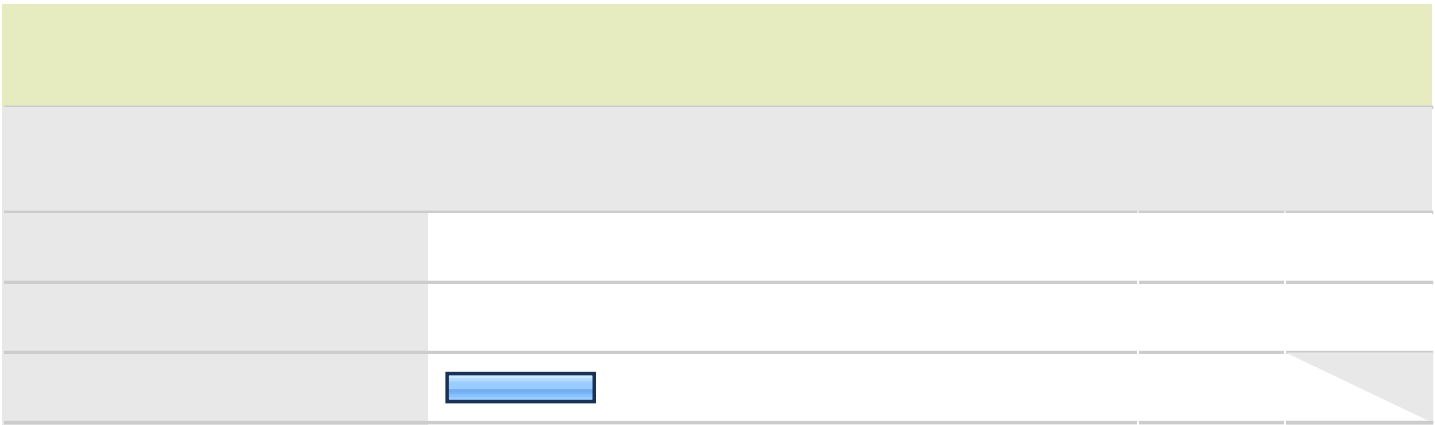
**14. 14. Have you ever received any type of Financial Aid while at MSU? (scholarships, grants, work-study, etc.)**

|     |  | Response Percent  | Response Count |
|-----|--|-------------------|----------------|
| Yes |  | 100.0%            | 14             |
| No  |  | 0.0%              | 0              |
|     |  | answered question | 14             |
|     |  | skipped question  | 0              |

**15. 15. How many years will it take you to complete your degree from the point of your initial enrollment in college (including any time at a previous institution)?**

|               |  | Response Percent  | Response Count |
|---------------|--|-------------------|----------------|
| Two           |   | 7.1%              | 1              |
| Three         |   | 14.3%             | 2              |
| Four          |  | 71.4%             | 10             |
| Five          |   | 7.1%              | 1              |
| Six           |  | 0.0%              | 0              |
| More than six |  | 0.0%              | 0              |
|               |  | answered question | 14             |
|               |  | skipped question  | 0              |



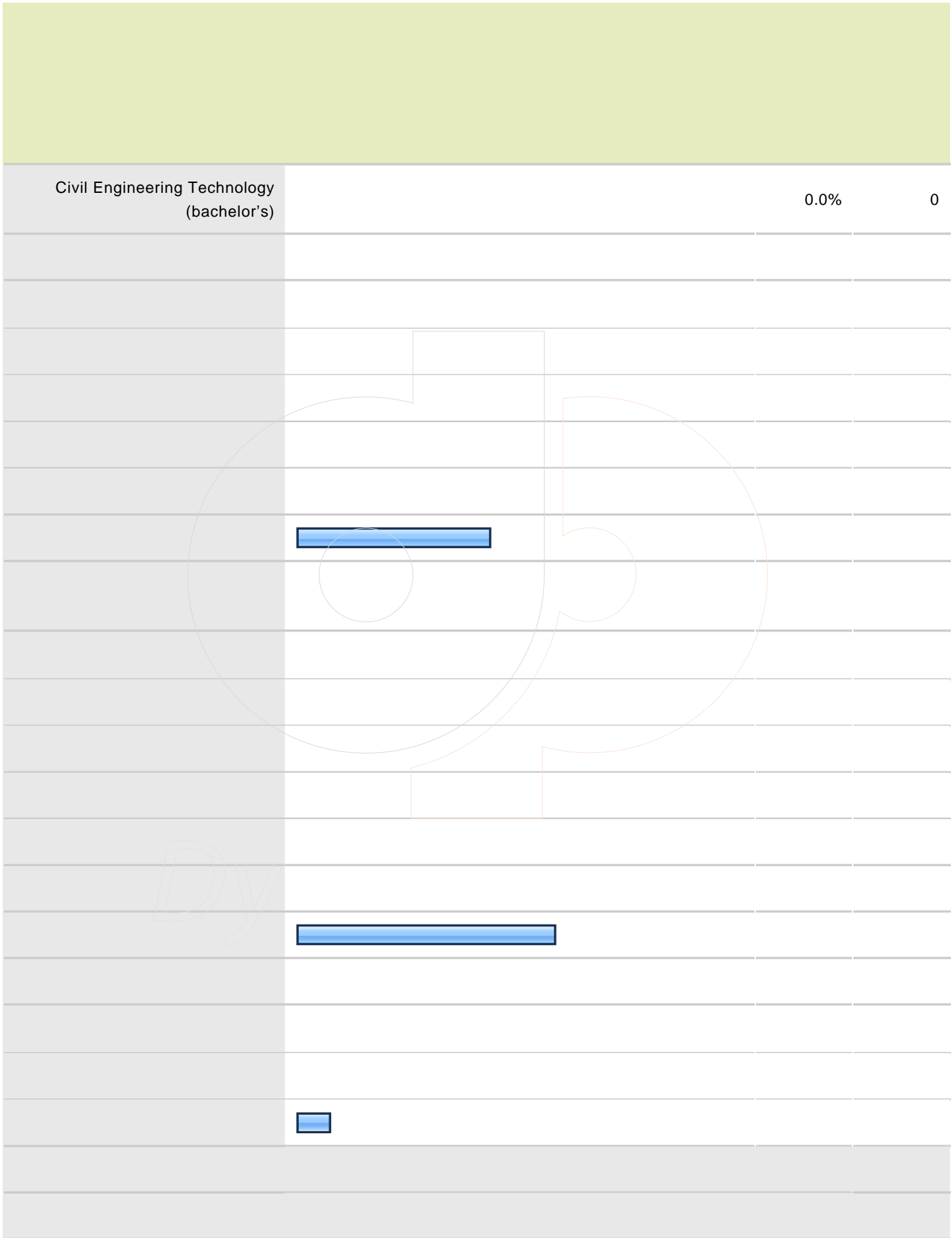


Dy



**17. 17. Please identify the program/major in which you are earning a degree. If you have a double major, check both of your majors. (Note: Liberal Arts and Integrated Studies Students, check Liberal Arts or Integrated Studies. Do not check your field of study as a major.)**

|   | Response Percent | Response Count |
|---|------------------|----------------|
| Accounting                                      | 0.0%             | 0              |
| Advertising                                     | 0.0%             | 0              |
| Agricultural Science & Technology (associate's) | 0.0%             | 0              |
| Agricultural Science (bachelor's)               | 0.0%             | 0              |
| Animal Technology/Animal-Equine                 | 0.0%             | 0              |
| Animal Technology/Vet Tech, Pre-Vet             | 0.0%             | 0              |
| Applied Physics                                 | 0.0%             | 0              |
| Art   | 0.0%             | 0              |
| Athletic Training                               | 0.0%             | 0              |
| Biology   | 0.0%             | 0              |
| Business Administration (associate's)           | 0.0%             | 0              |
| Business Administration (bachelor's)            | 0.0%             | 0              |
| Career & Technical Education (associate's)      | 0.0%             | 0              |
| Career & Technical Education (bachelor's)       | 0.0%             | 0              |
| Chemistry                                       | 0.0%             | 0              |
| Civil Engineering Technology (associate's)      | 0.0%             | 0              |
| <b>answered question</b>                        |                  | <b>14</b>      |
| <b>skipped question</b>                         |                  | <b>0</b>       |



**17. 17. Please identify the program/major in which you are earning a degree. If you**

Blank lined area for text entry, featuring a large watermark logo in the center.




**17. 17. Please identify the program/major in which you are earning a degree. If you have a double major, check both of your majors. (Note: Liberal Arts and Integrated Studies Students, check Liberal Arts or Integrated Studies. Do not check your field of study as a major.)**

|                                   |      |           |
|-----------------------------------|------|-----------|
| Middle School Education           | 0.0% | 0         |
| Music                             | 0.0% | 0         |
| Music Business                    | 0.0% | 0         |
| Nonprofit Leadership Studies      | 0.0% | 0         |
| Nursing                           | 0.0% | 0         |
| Nursing/RN to BSN                 | 0.0% | 0         |
| Nutrition, Dietetics, & Food Mgmt | 0.0% | 0         |
| Occupational Safety and Health    | 0.0% | 0         |
| Organizational Communication      | 0.0% | 0         |
| Philosophy                        | 0.0% | 0         |
| Physics                           | 0.0% | 0         |
| Political Science                 | 0.0% | 0         |
| Psychology                        | 0.0% | 0         |
| Public Administration             | 0.0% | 0         |
| Public Relations                  | 0.0% | 0         |
| Recreation & Leisure Services     | 0.0% | 0         |
| Social Work                       | 0.0% | 0         |
| Sociology                         | 0.0% | 0         |
| Spanish                           | 0.0% | 0         |
| Telecommunications Systems Mgmt   | 0.0% | 0         |
| <b>answered question</b>          |      | <b>14</b> |
| <b>skipped question</b>           |      | <b>0</b>  |

**17. 17. Please identify the program/major in which you are earning a degree. If you have a double major, check both of your majors. (Note: Liberal Arts and Integrated Studies Students, check Liberal Arts or Integrated Studies. Do not check your field of study as a major.)**


|                                 |      |           |
|---------------------------------|------|-----------|
| Television Production           | 0.0% | 0         |
| Theatre                         | 0.0% | 0         |
| Wildlife & Conservation Biology | 0.0% | 0         |
| <b>answered question</b>        |      | <b>14</b> |
| <b>skipped question</b>         |      | <b>0</b>  |

**18. 20. What is the highest degree you eventually hope to receive?**

|                          |   | Response Percent | Response Count |
|--------------------------|---|------------------|----------------|
| Associate                |   | 0.0%             | 0              |
| Baccalaureate            |  | 42.9%            | 6              |
| <b>Graduate</b>          |  | <b>50.0%</b>     | <b>7</b>       |
| Professional             |  | 7.1%             | 1              |
| <b>answered question</b> |   | <b>14</b>        |                |
| <b>skipped question</b>  |   | <b>0</b>         |                |

### 19. 21. Which best describes your situation?

|                                      |  | Response Percent         | Response Count |
|--------------------------------------|--|--------------------------|----------------|
| Did not change major/area            |  | 28.6%                    | 4              |
| Did not initially declare major/area |  | 0.0%                     | 0              |
| <b>Changed major/area</b>            |  | <b>71.4%</b>             | <b>10</b>      |
|                                      |  | <b>answered question</b> | <b>14</b>      |
|                                      |  | <b>skipped question</b>  | <b>0</b>       |



**19. 21. Which best describes your situation?**

|  |                   |    |
|--|-------------------|----|
|  | answered question | 14 |
|  | skipped question  | 0  |

**20. 22. While school was in session during the past year, how many hours per week, on average, did you work for pay?**

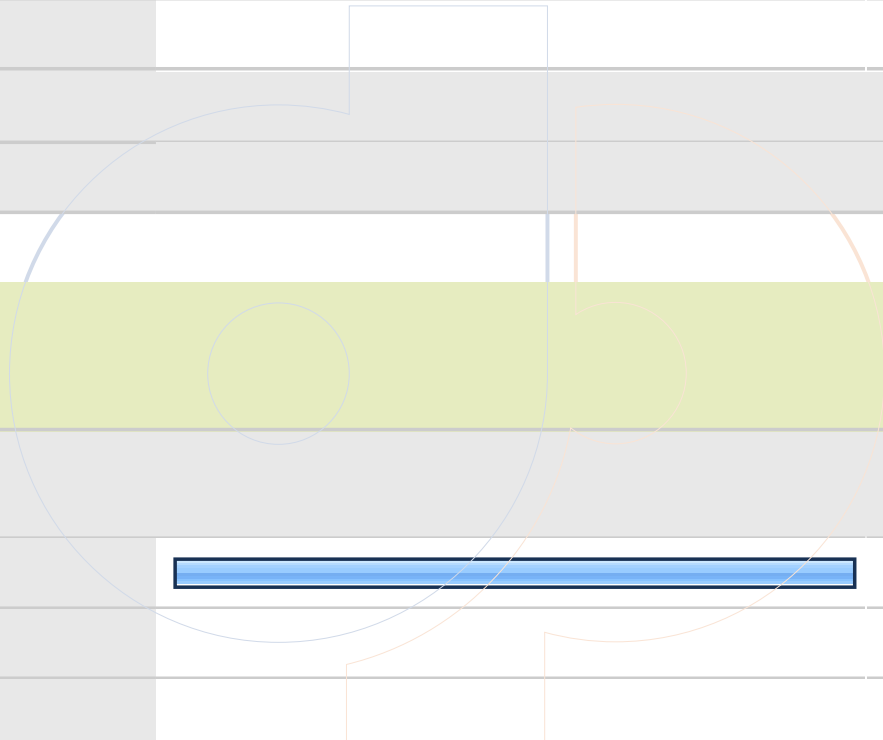
|                         |                   | Response Percent | Response Count |
|-------------------------|-------------------|------------------|----------------|
| Did not work            |                   | 21.4%            | 3              |
| Worked 1-10 hrs         |                   | 14.3%            | 2              |
| <b>Worked 11-20 hrs</b> |                   | <b>35.7%</b>     | <b>5</b>       |
| Worked 21-30 hrs        |                   | 28.6%            | 4              |
| Worked 31-40 hrs        |                   | 0.0%             | 0              |
| Worked over 40 hrs      |                   | 0.0%             | 0              |
|                         | answered question |                  | 14             |
|                         | skipped question  |                  | 0              |

**21. 23. For the most part, were classes offered at times convenient to you?**



|     |                   | Response Percent | Response Count |
|-----|-------------------|------------------|----------------|
| Yes |                   | 100.0%           | 14             |
| No  |                   | 0.0%             | 0              |
|     | answered question |                  | 14             |
|     | skipped question  |                  | 0              |





22. 24. What time would you havq 1 0 0 1 410.0012 454.4987 cm q 1 0 0 1 123.0015 454.4987



**24. 26. Did you take any online courses while at Murray State?**




|                   |  | Response Percent | Response Count |
|-------------------|--|------------------|----------------|
| Yes               |  | 71.4%            | 10             |
| No                |   | 28.6%            | 4              |
| answered question |  |                  | 14             |
| skipped question  |  |                  | 0              |

**25. 27. Did it take you an extra semester or more to complete degree requirements at Murray State?**

|                   |   | Response Percent | Response Count |
|-------------------|---|------------------|----------------|
| Yes               |    | 21.4%            | 3              |
| No                |  | 78.6%            | 11             |
| answered question |   |                  | 14             |
| skipped question  |   |                  | 0              |

Dy

## 26. 28. Why did it take you an extra semester or more?

|  |  | Response Percent         | Response Count |
|--|--|--------------------------|----------------|
| Work obligation limited my enrollment.                       |  | 0.0%                     | 0              |
| <b>Family obligations limited my enrollment.</b>             |   | <b>33.3%</b>             | <b>1</b>       |
| Tuition and other costs of attendance limited my enrollment. |  | 0.0%                     | 0              |
| <b>A decision to change majors added to my requirements.</b> |   | <b>33.3%</b>             | <b>1</b>       |
| A required course or courses were not offered.               |  | 0.0%                     | 0              |
| Credits were lost transferring to Murray State.              |  | 0.0%                     | 0              |
| <b>Other (please specify)</b>                                |  | <b>33.3%</b>             | <b>1</b>       |
|  |  | <b>answered question</b> | <b>3</b>       |
|  |  | <b>skipped question</b>  | <b>11</b>      |

Dy

**26. 28. Why did it take you an extra semester or more?**

|                   |    |
|-------------------|----|
| answered question | 3  |
| skipped question  | 11 |

**27. 29. Did you have trouble getting any course(s) you needed while at Murray State?**

|                   | Response Percent | Response Count |
|-------------------|------------------|----------------|
| Yes               | 0.0%             | 0              |
| No                | 100.0%           | 14             |
| answered question |                  | 14             |
| skipped question  |                  | 0              |

**28. 30. Why did you have trouble getting the course?**

|  | Response Percent | Response Count |
|--|------------------|----------------|
| The course was not offered the semester I needed it.                 | 0.0%             | 0              |
| The course was not offered at hours convenient to my work schedule.  | 0.0%             | 0              |
| The course was not offered at hours suitable for my school schedule. | 0.0%             | 0              |
| All course sections were closed.                                     | 0.0%             | 0              |
| All course sections were closed.                                     |                  |                |
| answered question  |                  | 0              |
| skipped question   |                  | 14             |

All course sections were closed 0.00% 0 0 -0.98522 0.00000 31475 Tf 0.98522 0.00000 31475



### 29. 31. Which statement best describes your experience with off-campus coop/internship?

|                                    |  | Response Percent         | Response Count |
|------------------------------------|--|--------------------------|----------------|
| Cannot judge; I did not have one.  |  | 57.1%                    | 8              |
| My experience was very valuable.   |  | 42.9%                    | 6              |
| My experience was valuable.        |  | 0.0%                     | 0              |
| My experience was of little value. |  | 0.0%                     | 0              |
| My experience was of no value.     |  | 0.0%                     | 0              |
|                                    |  | <b>answered question</b> | <b>14</b>      |
|                                    |  | <b>skipped question</b>  | <b>0</b>       |

### 30. 32. Which statement best describes your experience with on-campus faculty-directed research, scholarly, or creative project?

|  |  | Response Percent         | Response Count |
|--|--|--------------------------|----------------|
|  |  |                          |                |
|  |  |                          |                |
|  |  |                          |                |
|  |  | <b>answered question</b> | <b>14</b>      |
|  |  | <b>skipped question</b>  | <b>0</b>       |


### 31. 33. Which statement best describes your experience with academic advising in your major/area?

|  |  | Response Percent         | Response Count |
|--|--|--------------------------|----------------|
| Cannot judge; I did not make use of the opportunity.         |   | 7.1%                     | 1              |
| <b>I was satisfied with information my adviser provided.</b> |  | <b>92.9%</b>             | <b>13</b>      |
| Advice was inaccurate, incomplete, or misleading.            |  | 0.0%                     | 0              |
| My adviser was not available.                                |  | 0.0%                     | 0              |
|  |  | <b>answered question</b> | <b>14</b>      |
|  |  | <b>skipped question</b>  | <b>0</b>       |

Dy

**31. 33. Which statement best describes your experience with academic advising in your major/area?**

answered question



### 32. Questions 34-48 For each of these items, indicate the extent to which you were satisfied.

|  | Very satisfied | Satisfied |
|--|----------------|-----------|
|  |                |           |
|  |                |           |
|  |                |           |
|  |                |           |
|  |                |           |
|  |                |           |
|  |                |           |
|  |                |           |
|  |                |           |
|  |                |           |
|  |                |           |
|  |                |           |
|  |                |           |
|  |                |           |

**answered question 14**

**skipped question 0**





**34. Questions 56-89** For each of these services, activities or programs that you used, please indicate the extent to which you were satisfied that they met your needs. For those that you did not use, mark the "Did Not Use" option.

|   | Very satisfied | Satisfied         | Dissatisfied | Very dissatisfied | Did Not Use       | Rating Average | Rating Count |
|---|----------------|-------------------|--------------|-------------------|-------------------|----------------|--------------|
| 56. African-American/Multicultural Student Services | 0.0% (0)       | 7.7% (1)          | 0.0% (0)     | 0.0% (0)          | <b>92.3% (12)</b> | 3.00           | 13           |
| 57. Blackboard/Canvas                               | 15.4% (2)      | <b>76.9% (10)</b> | 0.0% (0)     | 0.0% (0)          | 7.7% (1)          | 3.17           | 13           |
| 58. Career Services Office                          | 7.7% (1)       | 38.5% (5)         | 7.7% (1)     | 0.0% (0)          | <b>46.2% (6)</b>  | 3.00           | 13           |
| 59. Cultural programming and activities             | 0.0% (0)       | 23.1% (3)         | 0.0% (0)     | 0.0% (0)          | <b>76.9% (10)</b> | 3.00           | 13           |
| 60. Degree audit (MAP report)                       | 23.1% (3)      | <b>76.9% (10)</b> | 0.0% (0)     | 0.0% (0)          | 0.0% (0)          | 3.23           | 13           |
| 61. Financial Aid Office customer service           | 15.4% (2)      | <b>38.5% (5)</b>  | 23.1% (3)    | 7.7% (1)          | 15.4% (2)         | 2.73           | 13           |
| 62. Dining Services                                 | 30.8% (4)      | <b>38.5% (5)</b>  | 7.7% (1)     | 0.0% (0)          | 23.1% (3)         | 3.30           | 13           |
| 63. Graduation Office                               | 15.4% (2)      | <b>61.5% (8)</b>  | 0.0% (0)     | 0.0% (0)          | 23.1% (3)         | 3.20           | 13           |
| 64. Greek life and activities                       | 0.0% (0)       | 38.5% (5)         | 0.0% (0)     | 0.0% (0)          | <b>61.5% (8)</b>  | 3.00           | 13           |
| 65. Health Services                                 | 23.1% (3)      | 30.8% (4)         | 7.7% (1)     | 0.0% (0)          | <b>38.5% (5)</b>  | 3.25           | 13           |
| <b>answered question</b>                            |                |                   |              |                   |                   |                | <b>13</b>    |
| <b>skipped question</b>                             |                |                   |              |                   |                   |                | <b>1</b>     |

**34. Questions 56-89** For each of these services, activities or programs that you used, please indicate the extent to which you were satisfied that they met your needs. For those that you did not use, mark the "Did Not Use" option.





|   |           |                   |           |          |                   |      |           |  |
|---|-----------|-------------------|-----------|----------|-------------------|------|-----------|--|
| 68. International student support services                    | 0.0% (0)  | 7.7% (1)          | 0.0% (0)  | 0.0% (0) | <b>92.3% (12)</b> | 3.00 | 13        |  |
| 69. Internet and wireless access for study and research needs | 23.1% (3) | <b>69.2% (9)</b>  | 0.0% (0)  | 0.0% (0) | 7.7% (1)          | 3.25 | 13        |  |
| 70. Intramural Sports and Recreation                          | 7.7% (1)  | 38.5% (5)         | 0.0% (0)  | 0.0% (0) | <b>53.8% (7)</b>  | 3.17 | 13        |  |
| 71. LGBT programs   | 0.0% (0)  | 7.7% (1)          | 0.0% (0)  | 0.0% (0) | <b>92.3% (12)</b> | 3.00 | 13        |  |
| 72. Lowry Center/Developmental courses and tutoring           | 0.0% (0)  | 16.7% (2)         | 0.0% (0)  | 0.0% (0) | <b>83.3% (10)</b> | 3.00 | 12        |  |
| 73. Library   | 30.8% (4) | <b>46.2% (6)</b>  | 0.0% (0)  | 0.0% (0) | 23.1% (3)         | 3.40 | 13        |  |
| 74. MSU web site  | 23.1% (3) | <b>76.9% (10)</b> | 0.0% (0)  | 0.0% (0) | 0.0% (0)          | 3.23 | 13        |  |
| 75. NCAA Sports   | 7.7% (1)  | 38.5% (5)         | 7.7% (1)  | 0.0% (0) | <b>46.2% (6)</b>  | 3.00 | 13        |  |
| 76. Online courses that are not Blackboard or Canvas          | 7.7% (1)  | 15.4% (2)         | 0.0% (0)  | 7.7% (1) | <b>69.2% (9)</b>  | 2.75 | 13        |  |
| 77. Public Safety/Security Services                           | 7.7% (1)  | 38.5% (5)         | 0.0% (0)  | 0.0% (0) | <b>53.8% (7)</b>  | 3.17 | 13        |  |
| 78. Registration through myGate                               | 23.1% (3) | <b>76.9% (10)</b> | 0.0% (0)  | 0.0% (0) | 0.0% (0)          | 3.23 | 13        |  |
| 79. Residential College programming and activities            | 0.0% (0)  | 38.5% (5)         | 0.0% (0)  | 0.0% (0) | <b>61.5% (8)</b>  | 3.00 | 13        |  |
| 80. Scholarships/grants/student employment                    | 30.8% (4) | <b>53.8% (7)</b>  | 15.4% (2) | 0.0% (0) | 0.0% (0)          | 3.15 | 13        |  |
| 81. Services for non-traditional students                     | 7.7% (1)  | 15.4% (2)         | 7.7% (1)  | 0.0% (0) | <b>69.2% (9)</b>  | 3.00 | 13        |  |
| <b>answered question</b>                                      |           |                   |           |          |                   |      | <b>13</b> |  |
| <b>skipped question</b>                                       |           |                   |           |          |                   |      | <b>1</b>  |  |


**34. Questions 56-89** For each of these services, activities or programs that you used, please indicate the extent to which you were satisfied that they met your needs. For those that you did not use, mark the "Did Not Use" option.

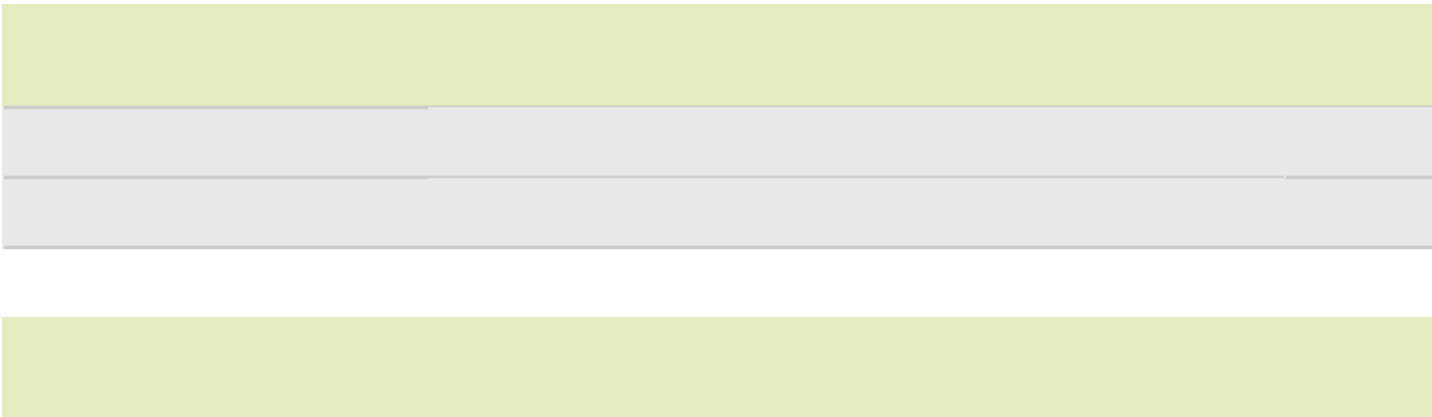
|                                       |           |                  |          |          |                   |      |           |  |
|---------------------------------------|-----------|------------------|----------|----------|-------------------|------|-----------|--|
| 82. Student Disability Services (SDS) | 0.0% (0)  | 7.7% (1)         | 0.0% (0) | 0.0% (0) | <b>92.3% (12)</b> | 3.00 | 13        |  |
| 83. Transcript requests               | 7.7% (1)  | <b>53.8% (7)</b> | 0.0% (0) | 0.0% (0) | 38.5% (5)         | 3.13 | 13        |  |
| 84. Student Support Services (SSS)    | 0.0% (0)  | 15.4% (2)        | 0.0% (0) | 0.0% (0) | <b>84.6% (11)</b> | 3.00 | 13        |  |
| 85. Transfer Center                   | 7.7% (1)  | 38.5% (5)        | 0.0% (0) | 0.0% (0) | <b>53.8% (7)</b>  | 3.17 | 13        |  |
| 86. University Counseling Services    | 7.7% (1)  | 7.7% (1)         | 0.0% (0) | 0.0% (0) | <b>84.6% (11)</b> | 3.50 | 13        |  |
| 87. Veteran Services                  | 0.0% (0)  | 7.7% (1)         | 0.0% (0) | 0.0% (0) | <b>92.3% (12)</b> | 3.00 | 13        |  |
| 88. Wellness Center                   | 30.8% (4) | <b>61.5% (8)</b> | 0.0% (0) | 0.0% (0) | 7.7% (1)          | 3.33 | 13        |  |
| 89. Women's Center                    | 0.0% (0)  | 7.7% (1)         | 0.0% (0) | 0.0% (0) | <b>92.3% (12)</b> | 3.00 | 13        |  |
| <b>answered question</b>              |           |                  |          |          |                   |      | <b>13</b> |  |
| <b>skipped question</b>               |           |                  |          |          |                   |      | <b>1</b>  |  |

Dy

### 35. 90. To what extent did you participate in Residential College activities?

|                          |  | Response Percent | Response Count |
|--------------------------|--|------------------|----------------|
| Did not participate      |  | 69.2%            | 9              |
| Frequently               |   | 15.4%            | 2              |
| Occasionally             |   | 7.7%             | 1              |
| Seldom                   |   | 7.7%             | 1              |
| <b>answered question</b> |  |                  | <b>13</b>      |
| <b>skipped question</b>  |  |                  | <b>1</b>       |





Dy

**38. Questions 93-102 The University has formulated ten desired "Characteristics of the Murray State University Graduate." Please indicate how effective your MSU experience was in enhancing your abilities in each area.**

|   | Very effective | Effective         | Ineffective | Very ineffective         | Rating Average | Rating Count |
|---|----------------|-------------------|-------------|--------------------------|----------------|--------------|
| 93. Engage in mature, independent and creative thought and express that thought effectively in oral and written communication;                        | 46.2% (6)      | <b>53.8% (7)</b>  | 0.0% (0)    | 0.0% (0)                 | 3.46           | 13           |
| 94. Understand and apply the critical and scientific methodologies that academic disciplines employ to discover knowledge and ascertain its validity; | 30.8% (4)      | <b>69.2% (9)</b>  | 0.0% (0)    | 0.0% (0)                 | 3.31           | 13           |
| 95. Apply sound standards of information gathering, analysis and evaluation to reach logical decisions;   | 38.5% (5)      | <b>61.5% (8)</b>  | 0.0% (0)    | 0.0% (0)                 | 3.38           | 13           |
| 96. Understand the roles and applications of science and technology in the solution of the problems of a changing world;                              | 30.8% (4)      | <b>69.2% (9)</b>  | 0.0% (0)    | 0.0% (0)                 | 3.31           | 13           |
| 97. Demonstrate a critical understanding of the world's historical, literary, philosophical and artistic traditions;                                  | 15.4% (2)      | <b>61.5% (8)</b>  | 23.1% (3)   | 0.0% (0)                 | 2.92           | 13           |
| 98. Understand the dynamics of cultural diversity, of competing economic and political systems, and of complex moral and ethical issues;              | 15.4% (2)      | <b>76.9% (10)</b> | 7.7% (1)    | 0.0% (0)                 | 3.08           | 13           |
| 99. Understand the nature of and engage in ethical behavior and responsible citizenship;  | 38.5% (5)      | <b>61.5% (8)</b>  | 0.0% (0)    | 0.0% (0)                 | 3.38           | 13           |
|   |                |                   |             | <b>answered question</b> |                | <b>13</b>    |
|   |                |                   |             | <b>skipped question</b>  |                | <b>1</b>     |

**38. Questions 93-102 The University has formulated ten desired "Characteristics of the Murray State University Graduate." Please indicate how effective your MSU experience was in enhancing your abilities in each area.**

|  |           |                   |          |          |      |           |
|--|-----------|-------------------|----------|----------|------|-----------|
| 100. Understand the importance of the behaviors necessary to maintain a healthy lifestyle; | 23.1% (3) | <b>76.9% (10)</b> | 0.0% (0) | 0.0% (0) | 3.23 | 13        |
| 101. Demonstrate mastery of a chosen field of study;                                       | 46.2% (6) | <b>53.8% (7)</b>  | 0.0% (0) | 0.0% (0) | 3.46 | 13        |
| 102. Value intellectual pursuit and continuous learning in a changing world.               | 38.5% (5) | <b>61.5% (8)</b>  | 0.0% (0) | 0.0% (0) | 3.38 | 13        |
| <b>answered question</b>   |           |                   |          |          |      | <b>13</b> |
| <b>skipped question</b>  |           |                   |          |          |      | <b>1</b>  |

Dy



### 39. 103. What do you expect to do after you graduate?

|   |  | Response Percent         | Response Count |
|---|--|--------------------------|----------------|
| I am unsure of my immediate plans.                  |  | 7.7%                     | 1              |
| <b>I will look for a job.</b>                       |  | <b>46.2%</b>             | <b>6</b>       |
| I will continue working in the position I now have. |  | 0.0%                     | 0              |
| I will work at a position I recently accepted.      |  | 23.1%                    | 3              |
| I will do additional undergraduate work.            |  | 0.0%                     | 0              |
| I will go to graduate school.                       |  | 23.1%                    | 3              |
| I will go to law school.                            |  | 0.0%                     | 0              |
| I will go to medical school.                        |  | 0.0%                     | 0              |
| I will go to other professional school.             |  | 0.0%                     | 0              |
| I will not work or attend school.                   |  | 0.0%                     | 0              |
|   |  | <b>answered question</b> | <b>13</b>      |
|   |  | <b>skipped question</b>  | <b>1</b>       |

Dy

### 39. 103. What do you expect to do after you graduate?

answered question 13

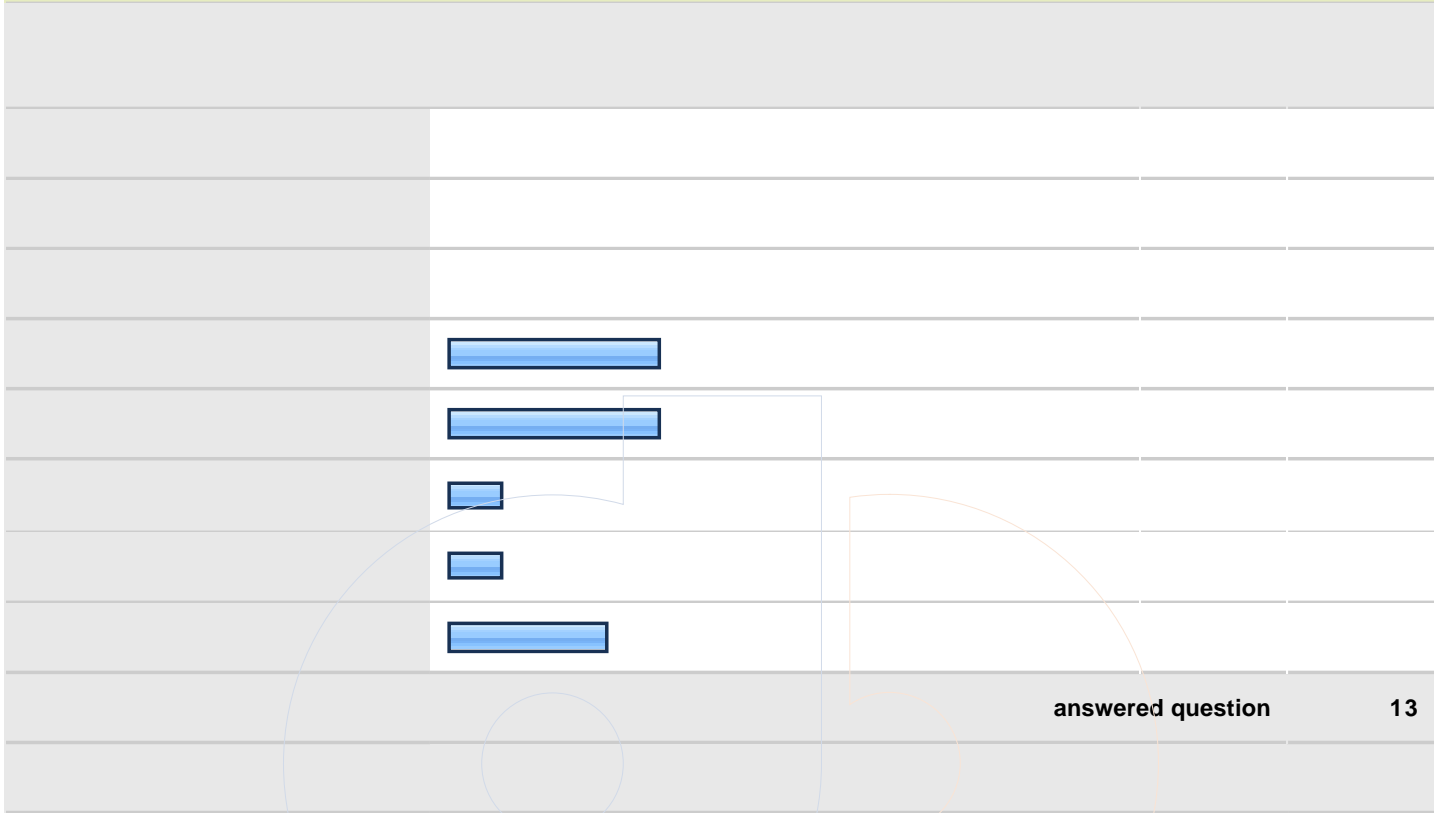
skipped question 1

### 40. 104. If you are already employed, how closely related is your job to your field of study?

|                     |  | Response Percent  | Response Count |
|---------------------|--|-------------------|----------------|
| Extremely close     |  | 23.1%             | 3              |
| Somewhat close      |  | 30.8%             | 4              |
| Somewhat different  |  | 0.0%              | 0              |
| Extremely different |  | 0.0%              | 0              |
| I cannot determine  |  | 0.0%              | 0              |
| Does not apply      |  | 46.2%             | 6              |
|                     |  | answered question | 13             |
|                     |  | skipped question  | 1              |

Dy

**41. 105. If you intend to work full-time, what do you expect your salary to be?**



Dy

### 41. 105. If you intend to work full-time, what do you expect your salary to be?


answered question 13

skipped question 1



#### 44. Feedback:

|                   | Response Count |
|-------------------|----------------|
|                   | 1              |
| answered question | 1              |
| skipped question  | 13             |



**45. 17. Please identify the program/major in which you are earning a degree. If you have a double major, check both of your majors. (Note: Liberal Arts and Integrated Studies Students, check Liberal Arts or Integrated Studies. Do not check your field of study as a major.)**

|                          |            | Response<br>Percent      | Response<br>Count |
|--------------------------|------------|--------------------------|-------------------|
| <i>answered question</i> |            |                          |                   |
| <i>Accounting</i>        | Accounting |                          |                   |
|                          |            |                          |                   |
|                          |            |                          |                   |
|                          |            |                          |                   |
|                          |            |                          |                   |
|                          |            |                          |                   |
|                          |            |                          |                   |
|                          |            |                          |                   |
|                          |            |                          |                   |
|                          |            |                          |                   |
|                          |            |                          |                   |
|                          |            |                          |                   |
|                          |            |                          |                   |
|                          |            |                          |                   |
|                          |            |                          |                   |
|                          |            |                          |                   |
|                          |            |                          |                   |
|                          |            |                          |                   |
|                          |            |                          |                   |
|                          |            |                          |                   |
|                          |            |                          |                   |
|                          |            |                          |                   |
|                          |            |                          |                   |
|                          |            |                          |                   |
|                          |            |                          |                   |
|                          |            | <b>answered question</b> | <b>0</b>          |
|                          |            | <b>skipped question</b>  | <b>14</b>         |

|  |  |      |   |
|--|--|------|---|
|  |  |      |   |
| Career & Technical Education<br>(associate's)  |  | 0.0% | 0 |
| Career & Technical Education<br>(bachelor's)   |  | 0.0% | 0 |
| Criminal Justice                               |  | 0.0% | 0 |
| Elementary School Education                    |  | 0.0% | 0 |
| Health & Physical Education                    |  | 0.0% | 0 |
| Interdisciplinary Early Childhood<br>Education |  | 0.0% | 0 |
| Learning & Behavior Disorders                  |  | 0.0% | 0 |
| Middle School Education                        |  | 0.0% |   |
|  |  |      |   |
|  |  |      |   |
|  |  |      |   |
|  |  |      |   |
|  |  |      |   |
|  |  |      |   |
|  |  |      |   |
|  |  |      |   |
|  |  |      |   |
|  |  |      |   |
|  |  |      |   |
|  |  |      |   |
|  |  |      |   |
|  |  |      |   |
|  |  |      |   |
|  |  |      |   |
|  |  |      |   |
|  |  |      |   |
|  |  |      |   |
|  |  |      |   |
|  |  |      |   |
|  |  |      |   |
|  |  |      |   |
|  |  |      |   |
|  |  |      |   |
|  |  |      |   |
|  |  |      |   |
|  |  |      |   |
|  |  |      |   |







*Dy*



**45. 17. Please identify the program/major in which you are earning a degree. If you have a double major, check both of your majors. (Note: Liberal Arts and Integrated Studies Students, check Liberal Arts or Integrated Studies. Do not check your field of study as a major.)**

|                               |      |           |
|-------------------------------|------|-----------|
| Integrated Studies (BIS)      | 0.0% | 0         |
| General Studies (associate's) | 0.0% | 0         |
| <b>answered question</b>      |      | <b>0</b>  |
| <b>skipped question</b>       |      | <b>14</b> |

