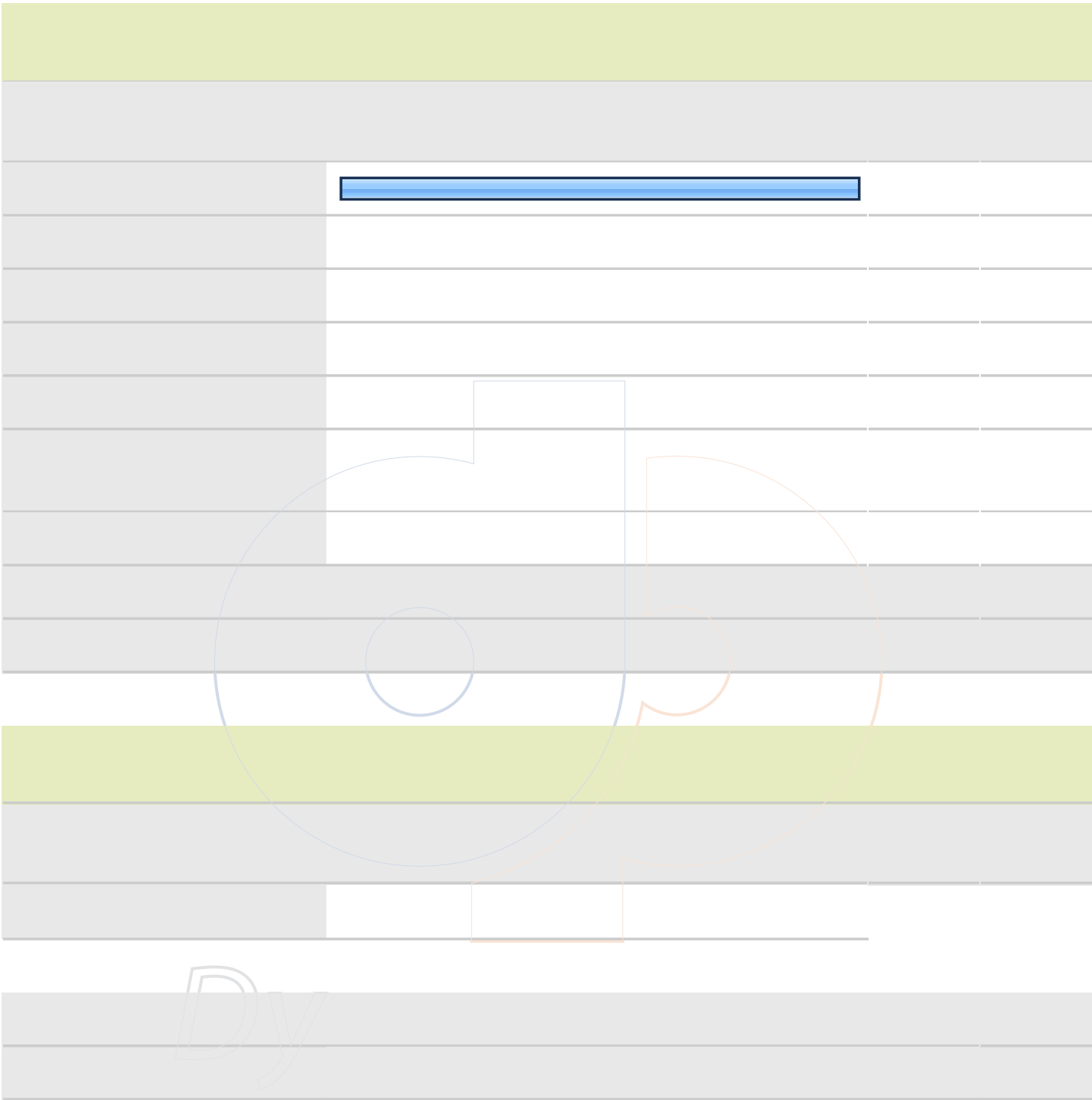




--	--	--	--	--	--	--	--	--	--	--	--	--	--	--

--	--	--	--	--	--	--	--	--	--	--	--	--	--	--

### 5. 5. What is your residency classification at MSU?

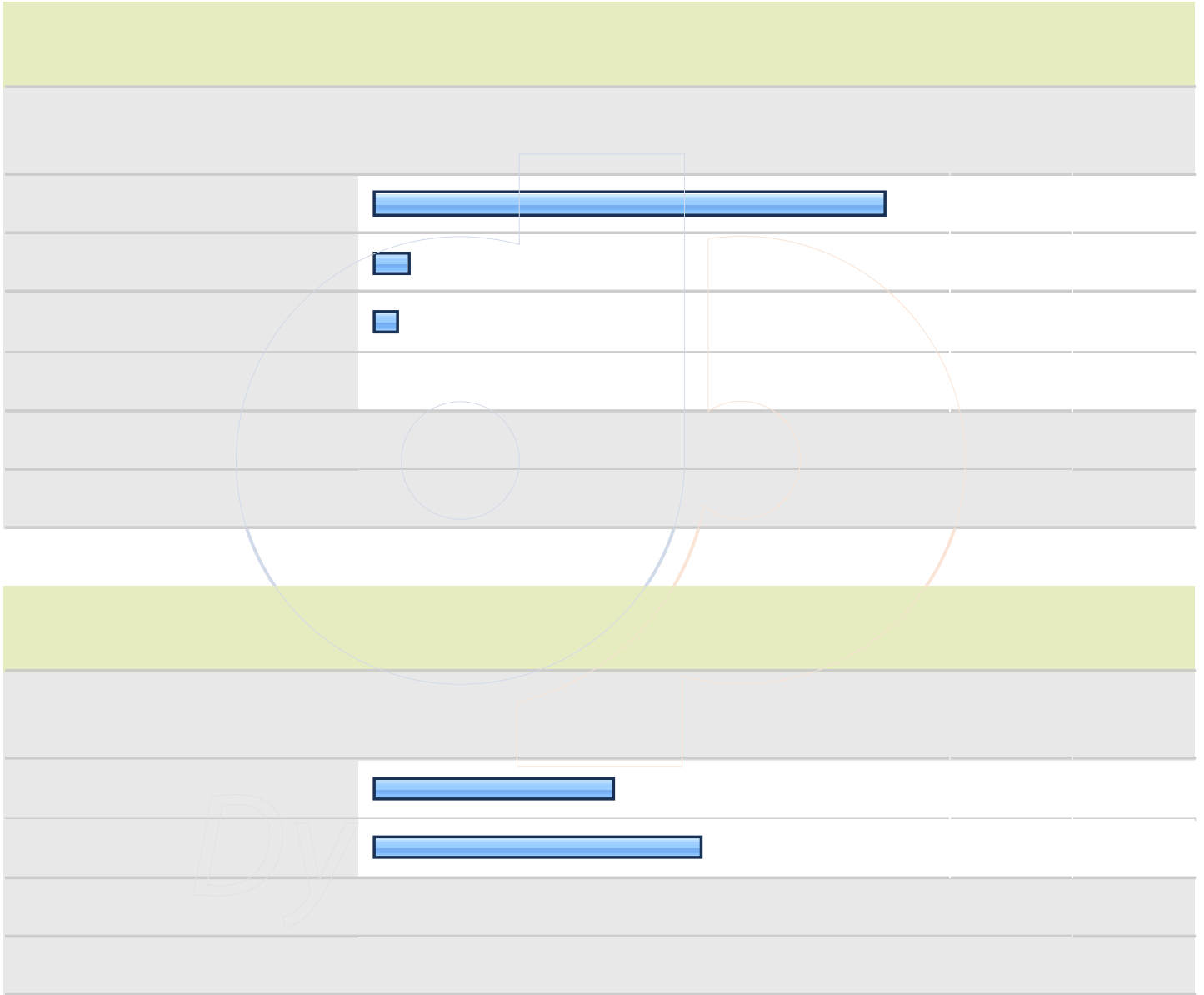
		Response Percent	Response Count
In-state		69.2%	36
Out-of-state		30.8%	16
International		0.0%	0
		<b>answered question</b>	<b>52</b>
		<b>skipped question</b>	<b>0</b>

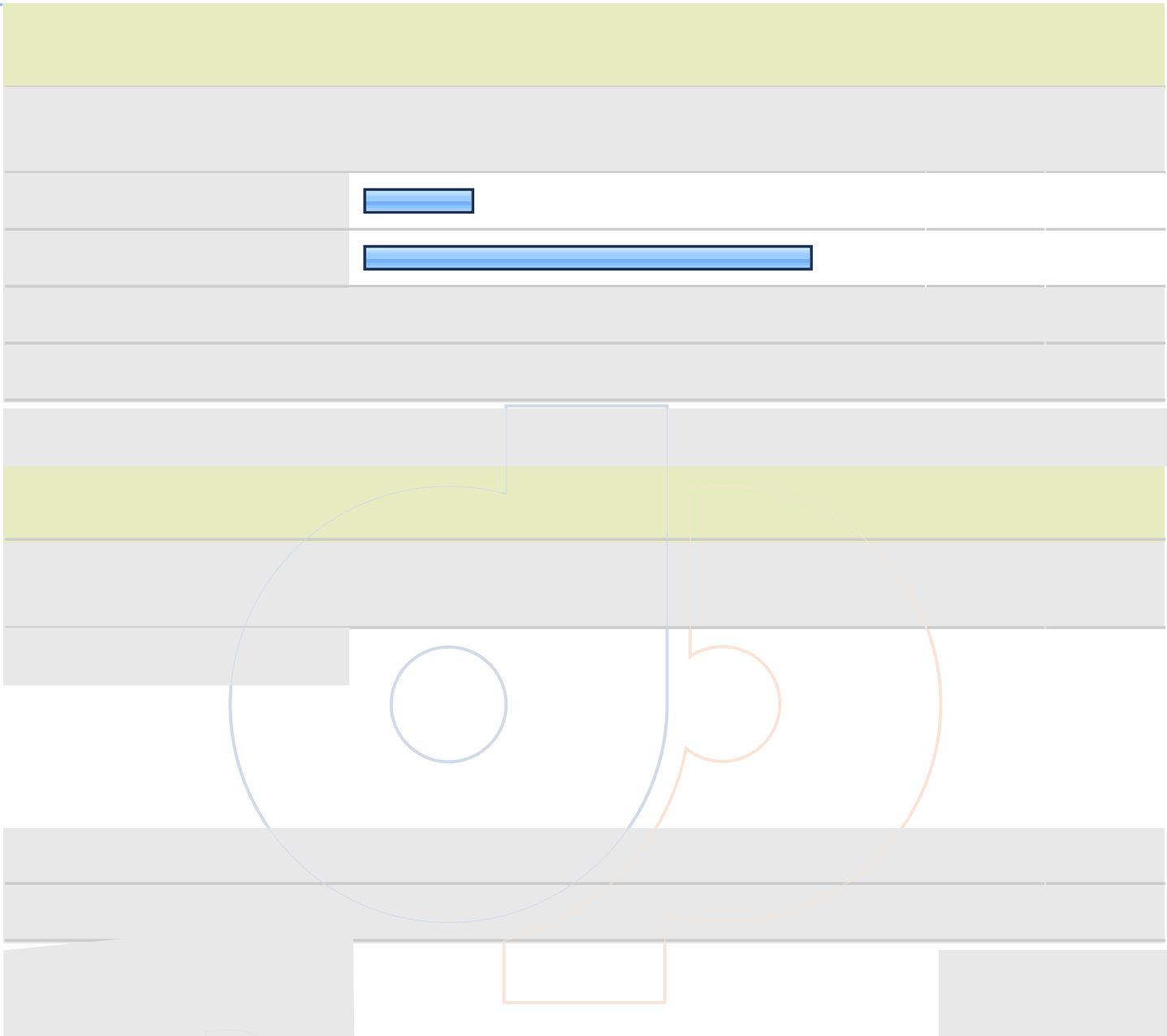


## 5. 5. What is your residency classification at MSU?

answered question 52  
answered question 56

# ski





Dy

**11. 11. Approximately what percent of your University Studies (general education) classes did you take at MSU?**

		Response Percent	Response Count
Under 25%		63.6%	14
25-49%		13.6%	3
50-74%		22.7%	5
75-100%		0.0%	0
<b>answered question</b>			<b>22</b>
<b>skipped question</b>			<b>30</b>

**12. 12. What has been your attendance status at MSU?**

		Response Percent	Response Count
Primarily full-time		100.0%	52
Primarily part-time		0.0%	0
<b>answered question</b>			<b>52</b>
<b>skipped question</b>			<b>0</b>

Dy

### 13. 13. In which Residential College are you a member?



		Response Percent	Response Count
Do not know		11.5%	6
Clark College		19.2%	10
Elizabeth College		11.5%	6
Franklin-Springer Colleges		5.8%	3
Hart College		7.7%	4
Hester College		9.6%	5
Regents College		5.8%	3
<b>Richmond College</b>		<b>21.2%</b>	<b>11</b>
White College		7.7%	4
<b>answered question</b>			<b>52</b>
<b>skipped question</b>			<b>0</b>

Dy






**13. 13. In which Residential College are you a member?**

answered question	52
skipped question	0

**14. 14. Have you ever received any type of Financial Aid while at MSU? (scholarships, grants, work-study, etc.)**

		Response Percent	Response Count
Yes		86.5%	45
No		13.5%	7
answered question			52
skipped question			0

**15. 15. How many years will it take you to complete your degree from the point of your initial enrollment in college (including any time at a previous institution)?**

		Response Percent	Response Count
Two		11.8%	6
Three		21.6%	11
Four		54.9%	28
Five		9.8%	5
Six		2.0%	1
More than six		0.0%	0
answered question			51
skipped question			1





*Dy*

**17. 17. Please identify the program/major in which you are earning a degree. If you have a double major, check both of your majors. (Note: Liberal Arts and Integrated Studies Students, check Liberal Arts or Integrated Studies. Do not check your field of study as a major.)**

		Response Percent	Response Count
Accounting		0.0%	0
Advertising		0.0%	0
Agricultural Science & Technology (associate's)		5.8%	3
<b>Agricultural Science (bachelor's)</b>		<b>96.2%</b>	<b>50</b>
Animal Technology/Animal-Equine		0.0%	0
Animal Technology/Vet Tech, Pre-Vet		0.0%	0
Applied Physics		0.0%	0
Art		0.0%	0
Athletic Training		0.0%	0
Biology		0.0%	0
Business Administration (associate's)		0.0%	0
Business Administration (bachelor's)		0.0%	0
Career & Technical Education (associate's)		0.0%	0
Career & Technical Education (bachelor's)		0.0%	0
Chemistry		0.0%	0
Civil Engineering Technology (associate's)		0.0%	0
<b>answered question</b>			<b>52</b>
<b>skipped question</b>			<b>0</b>

**17. 17. Please identify the program/major in which you are earning a degree. If you have a double major, check both of your majors. (Note: Liberal Arts and Integrated Studies Students, check Liberal Arts or Integrated Studies. Do not check your field of study as a major.)**

Civil Engineering Technology (bachelor's)	0.0%	0
Communication Disorders	0.0%	0
Community Health	0.0%	0
Computer Information Systems	0.0%	0
Computer Science	0.0%	0
Creative Writing (BFA)	0.0%	0
Criminal Justice	0.0%	0
Economics	0.0%	0
Electromechanical Engineering Technology	0.0%	0
Elementary School Education	0.0%	0
Engineering Graphics & Design	0.0%	0
Engineering Physics	0.0%	0
English	0.0%	0
English Education (TESOL)	0.0%	0
Exercise Science	0.0%	0
Finance	0.0%	0
French	0.0%	0
General Studies (associate's)	0.0%	0
Geosciences	0.0%	0
German	0.0%	0
<b>answered question</b>		<b>52</b>
<b>skipped question</b>		<b>0</b>

**17. 17. Please identify the program/major in which you are earning a degree. If you have a double major, check both of your majors. (Note: Liberal Arts and Integrated Studies Students, check Liberal Arts or Integrated Studies. Do not check your field of study as a major.)**

Graphic Communications Media	0.0%	0
Health & Physical Education	0.0%	0
Health Information Administration	0.0%	0
History	0.0%	0
Industrial Technology (associate's)	0.0%	0
Integrated Studies (BIS)	0.0%	0
Interdisciplinary Early Childhood Education	0.0%	0
Interior Design	0.0%	0
International Business	0.0%	0
International Studies	0.0%	0
Japanese	0.0%	0
Journalism	0.0%	0
Learning & Behavior Disorders	0.0%	0
Liberal Arts	0.0%	0
Logistics & Supply Chain Management	0.0%	0
Management	0.0%	0
Manufacturing Technology	0.0%	0
Marketing	0.0%	0
Mathematics	0.0%	0
<b>answered question</b>		<b>52</b>
<b>skipped question</b>		<b>0</b>

**17. 17. Please identify the program/major in which you are earning a degree. If you have a double major, check both of your majors. (Note: Liberal Arts and Integrated Studies Students, check Liberal Arts or Integrated Studies. Do not check your field of study as a major.)**

Middle School Education	0.0%	0
Music	0.0%	0
Music Business	0.0%	0
Nonprofit Leadership Studies	0.0%	0
Nursing	0.0%	0
Nursing/RN to BSN	0.0%	0
Nutrition, Dietetics, & Food Mgmt	0.0%	0
Occupational Safety and Health	0.0%	0
Organizational Communication	0.0%	0
Philosophy	0.0%	0
Physics	0.0%	0
Political Science	0.0%	0
Psychology	0.0%	0
Public Administration	0.0%	0
Public Relations	0.0%	0
Recreation & Leisure Services	0.0%	0
Social Work	0.0%	0
Sociology	0.0%	0
Spanish	0.0%	0
Telecommunications Systems Mgmt	0.0%	0
<b>answered question</b>		<b>52</b>
<b>skipped question</b>		<b>0</b>

**17. 17. Please identify the program/major in which you are earning a degree. If you**

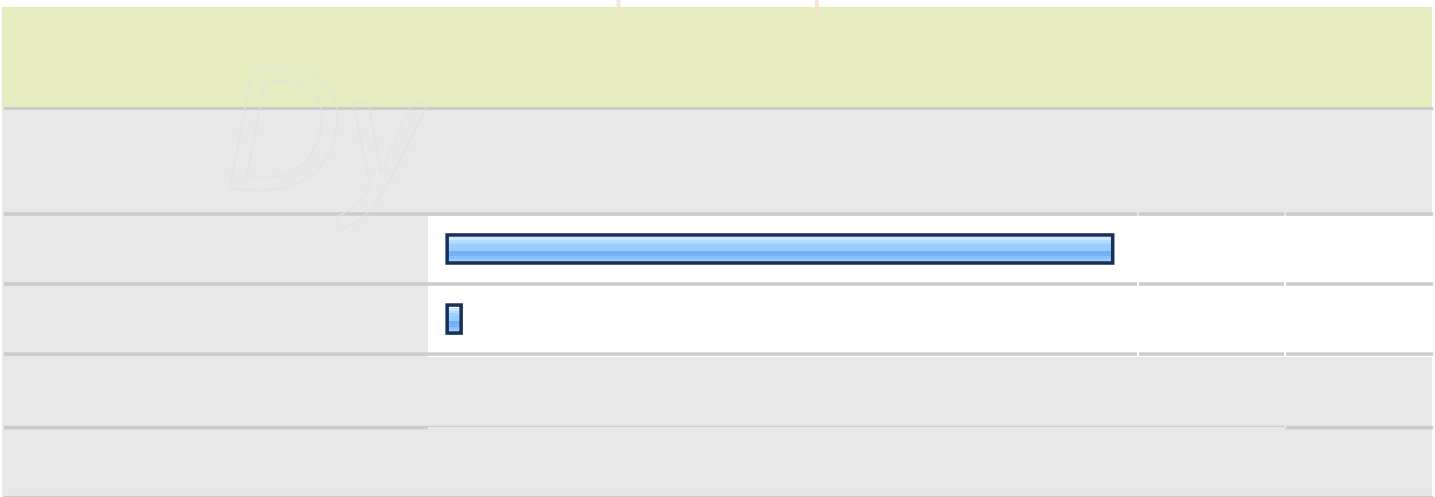
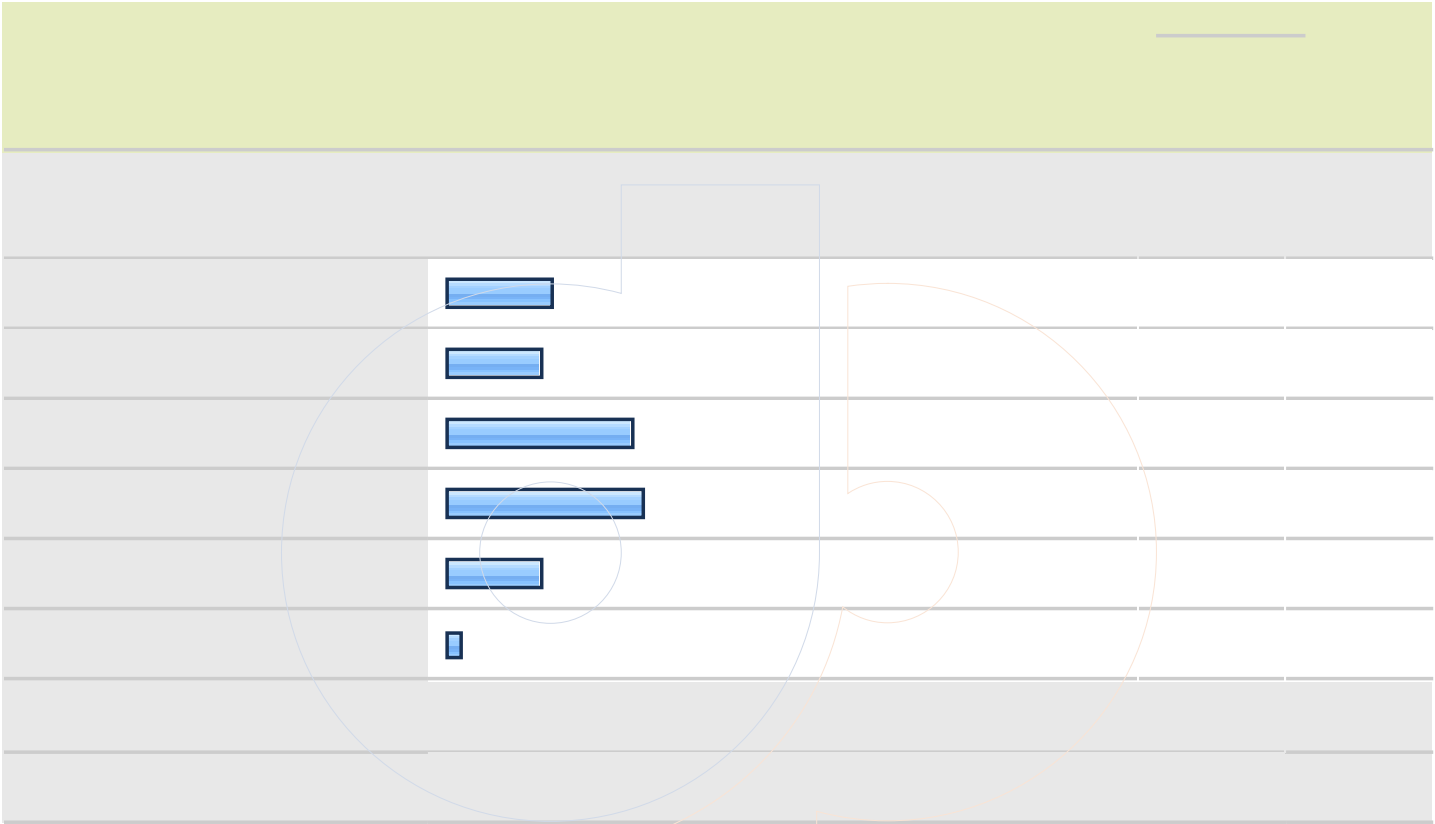

Form area with horizontal lines and a large watermark.

DY

### 19. 21. Which best describes your situation?

		Response Percent	Response Count
Did not change major/area		63.5%	33
Did not initially declare major/area		0.0%	0
Changed major/area		36.5%	19
		<b>answered question</b>	<b>52</b>
		<b>skipped question</b>	<b>0</b>









### 22. 24. What time would you have preferred?

		Response Percent	Response Count
Late afternoon		0.0%	0
Evening		0.0%	0
Weekend		0.0%	0
<b>During the day</b>		<b>100.0%</b>	<b>1</b>
Online		0.0%	0
<b>answered question</b>			<b>1</b>
<b>skipped question</b>			<b>51</b>



### 23. 25. Which best describes the location where you completed the majority of your courses?

		Response Percent	Response Count
<b>Murray</b>		<b>98.1%</b>	<b>51</b>
Paducah		0.0%	0
Ft. Campbell		0.0%	0
Madisonville		0.0%	0
Hopkinsville		0.0%	0
Henderson		0.0%	0
Online		0.0%	0
Other (please specify)		1.9%	1
<b>answered question</b>			<b>52</b>
<b>skipped question</b>			<b>0</b>

### 24. 26. Did you take any online courses while at Murray State?

		Response Percent	Response Count
Yes		90.4%	47
No		9.6%	5
answered question			52
skipped question			0

### 25. 27. Did it take you an extra semester or more to complete degree requirements at Murray State?

		Response Percent	Response Count
Yes		11.5%	6
No		88.5%	46
answered question			52
skipped question			0



Dy







### 26. 28. Why did it take you an extra semester or more?

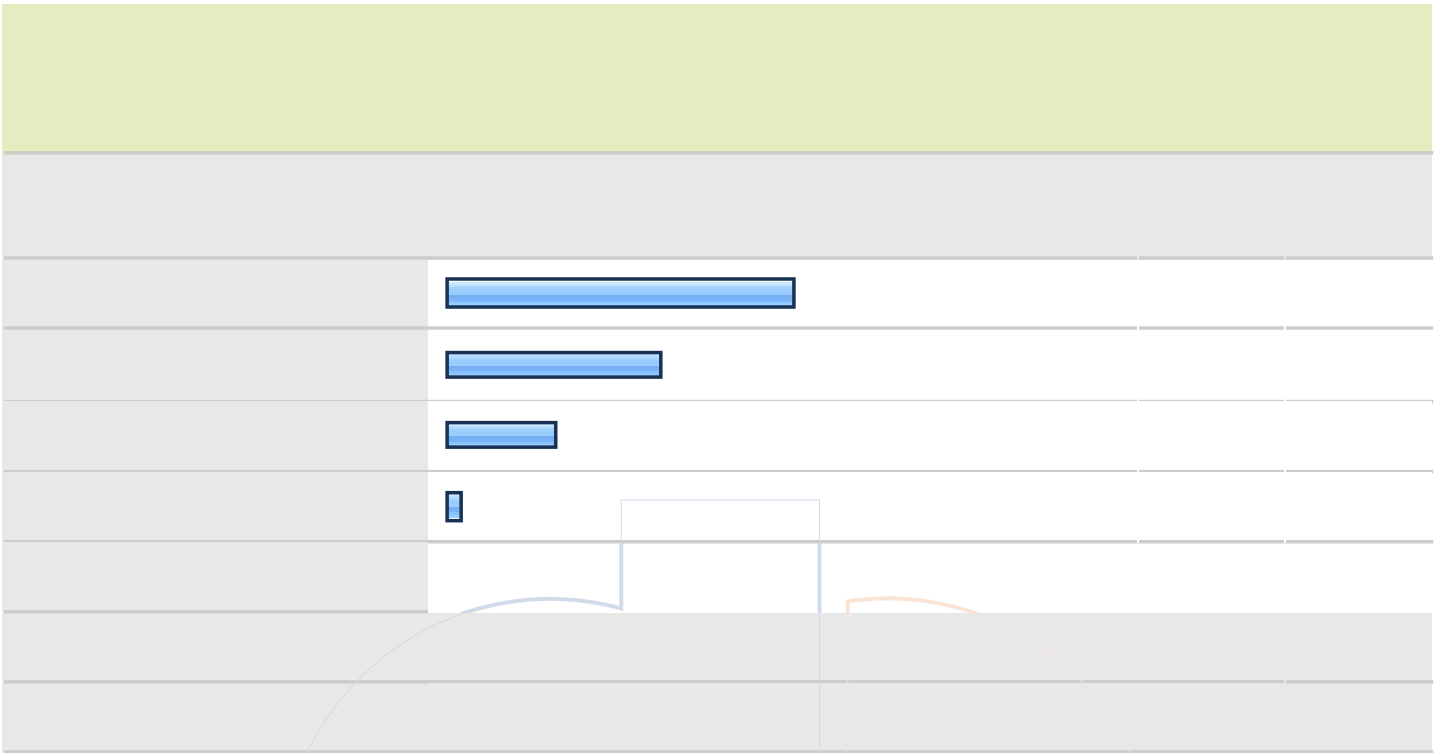
answered question	6
skipped question	46

### 27. 29. Did you have trouble getting any course(s) you needed while at Murray State?

		Response Percent	Response Count
Yes		28.8%	15
No		71.2%	37
		answered question	52
		skipped question	0




### 28. 30. Why did you have trouble getting the course?

		Response Percent	Response Count
The course was not offered the semester I needed it.		33.3%	5
The course was not offered at hours convenient to my work schedule.		6.7%	1
The course was not offered at hours suitable for my school schedule.		6.7%	1
<b>All course sections were closed.</b>		<b>53.3%</b>	<b>8</b>
I was unaware of the prerequisites for the course.		0.0%	0
		answered question	15
		skipped question	37



Dy

### 31. 33. Which statement best describes your experience with academic advising in your major/area?

		Response Percent	Response Count
Cannot judge; I did not make use of the opportunity.		2.0%	1
<b>I was satisfied with information my adviser provided.</b>		<b>96.1%</b>	<b>49</b>
Advice was inaccurate, incomplete, or misleading.		2.0%	1
My adviser was not available.		0.0%	0
		<b>answered question</b>	<b>51</b>
		<b>skipped question</b>	<b>1</b>

Dy



*Dy*

**32. Questions 34-48 For each of these items, indicate the extent to which you were satisfied.**

\_\_\_\_\_





**32. Questions 34-48 For each of these items, indicate the extent to which you were satisfied.**

46 Effectiveness of library personnel in meeting your information needs	22.0% (11)	<b>72.0% (36)</b>	6.0% (3)	0.0% (0)	3.16	50
47. Access to on-hand or electronic library resources	26.0% (13)	<b>62.0% (31)</b>	12.0% (6)	0.0% (0)	3.14	50
48. Computer, individual and group work spaces available within University Libraries (Waterfield, Pogue and Overby)	24.0% (12)	<b>72.0% (36)</b>	4.0% (2)	0.0% (0)	3.20	50
<b>answered question</b>						<b>50</b>
<b>skipped question</b>						<b>2</b>

**33. Questions 49-55 University Studies is designed to offer you a broad base of skills and knowledge and to prepare you for upper division study. Please indicate how effective University Studies at Murray State was in helping you achieve these goals.**

	Very effective	Effective				
<b>answered question</b>						<b>49</b>
<b>skipped question</b>						<b>3</b>

**34. Questions 56-89** For each of these services, activities or programs that you used, please indicate the extent to which you were satisfied that they met your needs. For those that you did not use, mark the "Did Not Use" option.

	Very satisfied	Satisfied	Dissatisfied	Very dissatisfied	Did Not Use	Rating Average	Rating Count
56. African-American/Multicultural Student Services	2.1% (1)	6.3% (3)	0.0% (0)	0.0% (0)	<b>91.7% (44)</b>	3.25	48
57. Blackboard/Canvas	29.2% (14)	<b>68.8% (33)</b>	2.1% (1)	0.0% (0)	0.0% (0)	3.27	48
58. Career Services Office	20.8% (10)	<b>58.3% (28)</b>	2.1% (1)	0.0% (0)	18.8% (9)	3.23	48
59. Cultural programming and activities	4.2% (2)	12.5% (6)	0.0% (0)	0.0% (0)	<b>83.3% (40)</b>	3.25	48
60. Degree audit (MAP report)	41.7% (20)	<b>54.2% (26)</b>	0.0% (0)	0.0% (0)	4.2% (2)	3.43	48
61. Financial Aid Office customer service	20.8% (10)	<b>54.2% (26)</b>	6.3% (3)	2.1% (1)	16.7% (8)	3.13	48
62. Dining Services	18.8% (9)	<b>52.1% (25)</b>	6.3% (3)	0.0% (0)	22.9% (11)	3.16	48
63. Graduation Office	18.8% (9)	<b>62.5% (30)</b>	0.0% (0)	0.0% (0)	18.8% (9)	3.23	48
64. Greek life and activities	16.7% (8)	20.8% (10)	0.0% (0)	6.3% (3)	<b>56.3% (27)</b>	3.10	48
65. Health Services	16.7% (8)	<b>45.8% (22)</b>	6.3% (3)	0.0% (0)	31.3% (15)	3.15	48
66. Honor Societies/Departmental Clubs/Special Interest Organizations	16.7% (8)	33.3% (16)	0.0% (0)	0.0% (0)	<b>50.0% (24)</b>	3.33	48
67. International programs and activities	8.3% (4)	14.6% (7)	0.0% (0)	0.0% (0)	<b>77.1% (37)</b>	3.36	48
<b>answered question</b>							<b>48</b>
<b>skipped question</b>							<b>4</b>



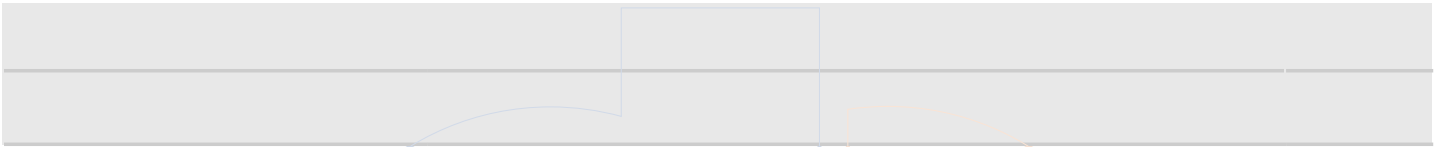
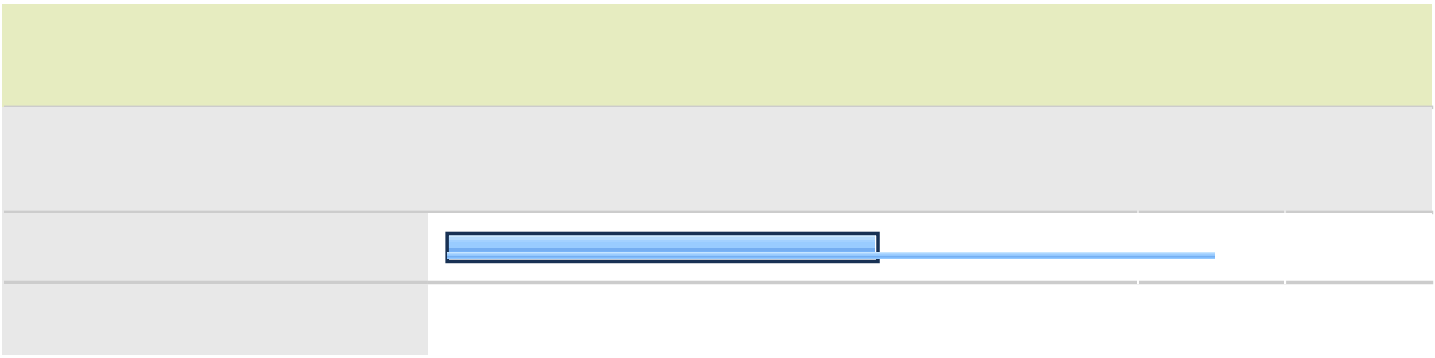
2016-17 Senior Survey

68. International student support services	2.1% (1)	8.3% (4)	0.0% (0)	0.0% (0)	<b>89.6% (43)</b>	3.20	48
69. Internet and wireless access for study and research needs	14.6% (7)	<b>68.8% (33)</b>	6.3% (3)	2.1% (1)	8.3% (4)	3.05	48
70. Intramural Sports and Recreation	12.5% (6)	31.3% (15)	4.2% (2)	0.0% (0)	<b>52.1% (25)</b>	3.17	48
71. LGBT programs	0.0% (0)	6.3% (3)	0.0% (0)	2.1% (1)	<b>91.7% (44)</b>	2.50	48
72. Lowry Center/Developmental courses and tutoring	0.0% (0)	16.7% (8)	0.0% (0)	0.0% (0)	<b>83.3% (40)</b>	3.00	48
73. Library	22.9% (11)	<b>64.6% (31)</b>	2.1% (1)	2.1% (1)	8.3% (4)	3.18	48
74. MSU web site	22.9% (11)	<b>68.8% (33)</b>	2.1% (1)	2.1% (1)	4.2% (2)	3.17	48
75. NCAA Sports	4.2% (2)	35.4% (17)	2.1% (1)	2.1% (1)	<b>56.3% (27)</b>	2.95	48
76. Online courses that are not Blackboard or Canvas	4.2% (2)	31.3% (15)	0.0% (0)	0.0% (0)	<b>64.6% (31)</b>	3.12	48
77. Public Safety/Security Services	14.9% (7)	<b>59.6% (28)</b>	2.1% (1)	0.0% (0)	23.4% (11)	3.17	47
78. Registration	75.1% (1)						

2499 cm 0 0 m 32.551 0332.551 30.252 | 0 30.252 | h f Qm 41.627 0 | 41.627 30.252 | 0 30.25



Dy



### 35. 90. To what extent did you participate in Residential College activities?

answered question	46
skipped question	6

### 36. 91. Which phrase best describes your opinion of Residential Colleges?

		Response Percent	Response Count
Not familiar with Residential Colleges		45.7%	21
Very positive		6.5%	3
Positive		37.0%	17
Negative		8.7%	4
Very negative		2.2%	1
		answered question	46
		skipped question	6

### 37. 92. When you graduate how many times will you have studied abroad during your university career?

		Response Percent	Response Count
None		71.7%	33
One		21.7%	10
Two		4.3%	2
Three or more		2.2%	1
		answered question	46
		skipped question	6

**38. Questions 93-102 The University has formulated ten desired "Characteristics of the Murray State University Graduate." Please indicate how effective your MSU experience was in enhancing your abilities in each area.**

	Very effective	Effective	Ineffective	Very ineffective	Rating Average	Rating Count
93. Engage in mature, independent and creative thought and express that thought effectively in oral and written communication;	32.6% (14)	<b>67.4% (29)</b>	0.0% (0)	0.0% (0)	3.33	43
94. Understand and apply the critical and scientific methodologies that academic disciplines employ to discover knowledge and ascertain its validity;	30.2% (13)	<b>62.8% (27)</b>	7.0% (3)	0.0% (0)	3.23	43
95. Apply sound standards of information gathering, analysis and evaluation to reach logical decisions;	30.2% (13)	<b>67.4% (29)</b>	2.3% (1)	0.0% (0)	3.28	43
96. Understand the roles and applications of science and technology in the solution of the problems of a changing world;	32.6% (14)	<b>65.1% (28)</b>	2.3% (1)	0.0% (0)	3.30	43
97. Demonstrate a critical understanding of the world's historical, literary, philosophical and artistic traditions;	26.8% (11)	<b>65.9% (27)</b>	7.3% (3)	0.0% (0)	3.20	41
98. Understand the dynamics of cultural diversity, of competing economic and political systems, and of complex moral and ethical issues;	28.6% (12)	<b>69.0% (29)</b>	0.0% (0)	2.4% (1)	3.24	42
99. Understand the nature of and engage in ethical behavior and responsible citizenship;	25.6% (11)	<b>72.1% (31)</b>	0.0% (0)	2.3% (1)	3.21	43
					<b>answered question</b>	<b>43</b>
					<b>skipped question</b>	<b>9</b>

**38. Questions 93-102 The University has formulated ten desired "Characteristics of the Murray State University Graduate." Please indicate how effective your MSU experience was in enhancing your abilities in each area.**

100. Understand the importance of the behaviors necessary to maintain a healthy lifestyle;	34.9% (15)	<b>62.8% (27)</b>	2.3% (1)	0.0% (0)	3.33	43
101. Demonstrate mastery of a chosen field of study;	44.2% (19)	<b>55.8% (24)</b>	0.0% (0)	0.0% (0)	3.44	43
102. Value intellectual pursuit and continuous learning in a changing world.	37.2% (16)	<b>60.5% (26)</b>	2.3% (1)	0.0% (0)	3.35	43



Dy



### 39. 103. What do you expect to do after you graduate?

		<b>Response Percent</b>	<b>Response Count</b>
I am unsure of my immediate plans.		16.3%	7
<b>I will look for a job.</b>		<b>34.9%</b>	<b>15</b>
I will continue working in the position I now have.		14.0%	
		<b>answered question</b>	<b>43</b>
		<b>skipped question</b>	<b>9</b>

Dy

**39. 103. What do you expect to do after you graduate?**

answered question 43

skipped question 9

**40. 104. If you are already employed, how closely related is your job to your field of study?**







		Response Percent	Response Count
Extremely close		47.6%	20
Somewhat close		7.1%	3
Somewhat different		7.1%	3
Extremely different		2.4%	1

answered question 42

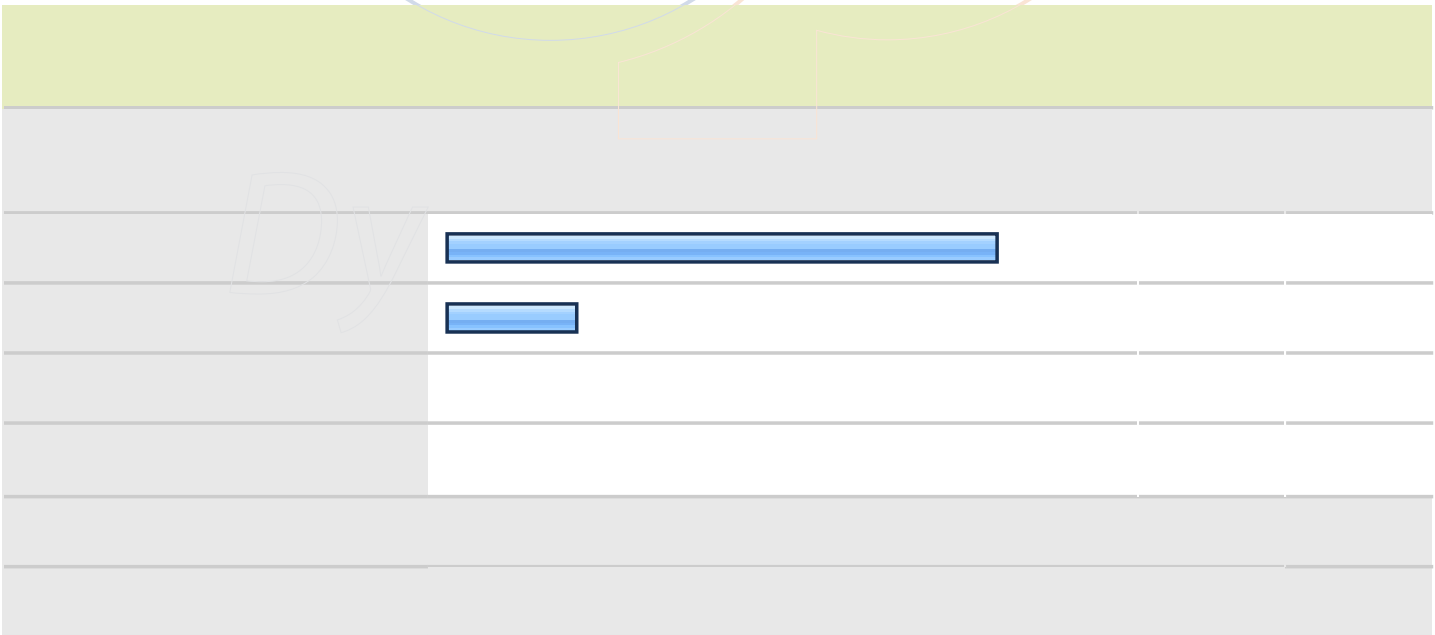


skipped question 10

Dy

### 41. 105. If you intend to work full-time, what do you expect your salary to be?


		Response Percent	Response Count
Above \$75,000		0.0%	0
\$65,000 - \$75,000		4.8%	2
\$55,000 - \$64,999		4.8%	2
<b>\$45,000 - \$54,999</b>		<b>33.3%</b>	<b>14</b>
\$35,000 - \$44,999		23.8%	10
\$25,000 - \$34,999		19.0%	8
Below \$25,000		0.0%	0
Does not apply		14.3%	6
<b>answered question</b>			<b>42</b>
<b>skipped question</b>			<b>10</b>

Dy



#### 44. Feedback:

	Response Count
	7
answered question	7
skipped question	45













*Dy*



**45. 17. Please identify the program/major in which you are earning a degree. If you have a double major, check both of your majors. (Note: Liberal Arts and Integrated Studies Students, check Liberal Arts or Integrated Studies. Do not check your field of study as a major.)**

Integrated Studies (BIS)	0.0%	0
General Studies (associate's)	0.0%	0
<b>answered question</b>		<b>0</b>
<b>skipped question</b>		<b>52</b>

