






### 3. 3. Ethnic Background

		Response Percent	Response Count
White		97.7%	42
Black/African-American		2.3%	1
Asian		0.0%	0
Hispanic/Latino		0.0%	0
American Indian/Alaskan Native		0.0%	0
Native Hawaiian/Other Pacific Islander		0.0%	0
Two or more races		0.0%	0
		<b>answered question</b>	<b>43</b>
		<b>skipped question</b>	<b>0</b>

### 4. 4. Are you a U.S. citizen?

		Response Percent	Response Count
Yes		100.0%	43
No		0.0%	0
		<b>answered question</b>	<b>43</b>
		<b>skipped question</b>	<b>0</b>

### 5. 5. What is your residency classification at MSU?

		Response Percent	Response Count
In-state		72.1%	31
Out-of-state		27.9%	12
International		0.0%	0
<b>answered question</b>			<b>43</b>
<b>skipped question</b>			<b>0</b>



### 5. 5. What is your residency classification at MSU?

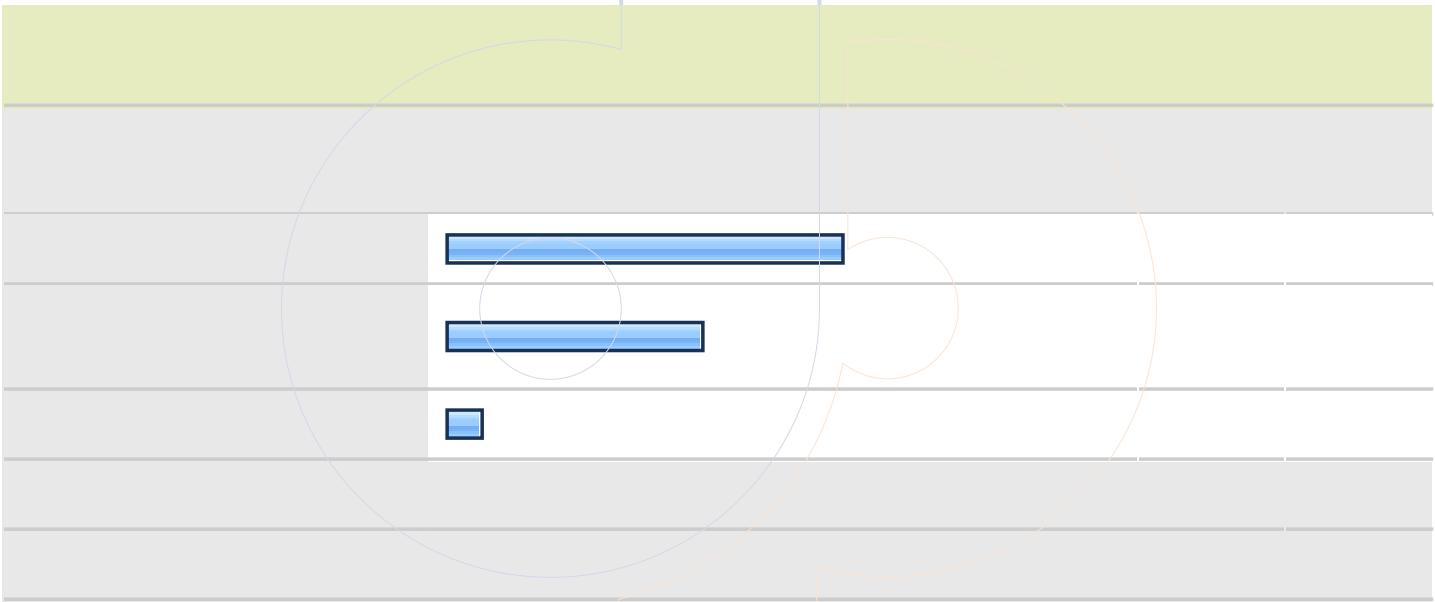
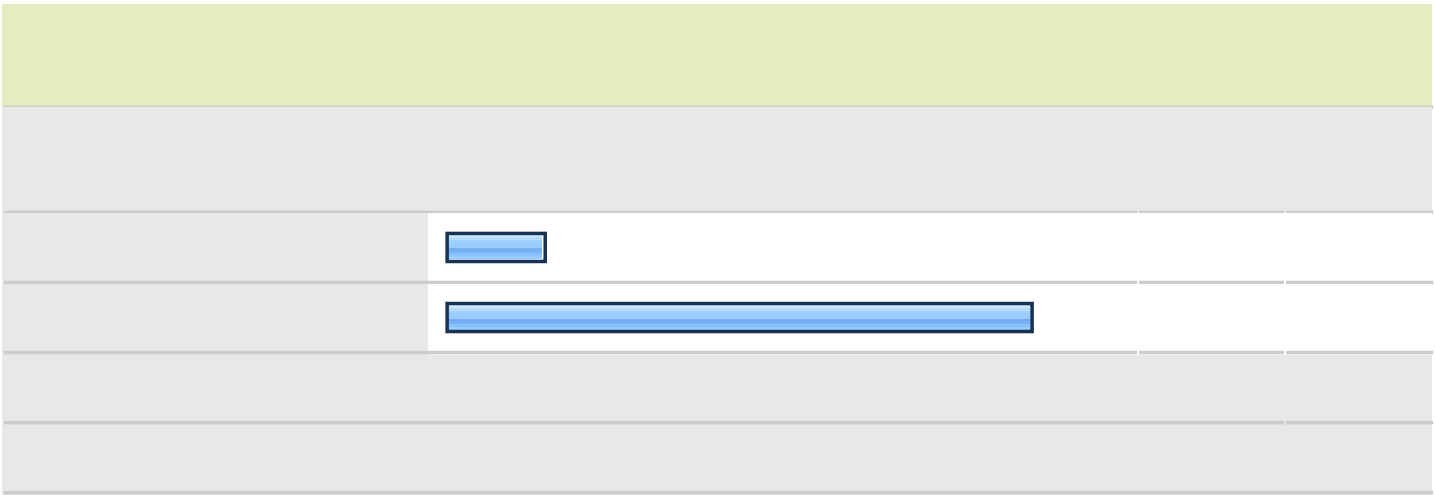
answered question	43
skipped question	0

### 6. 6. Age

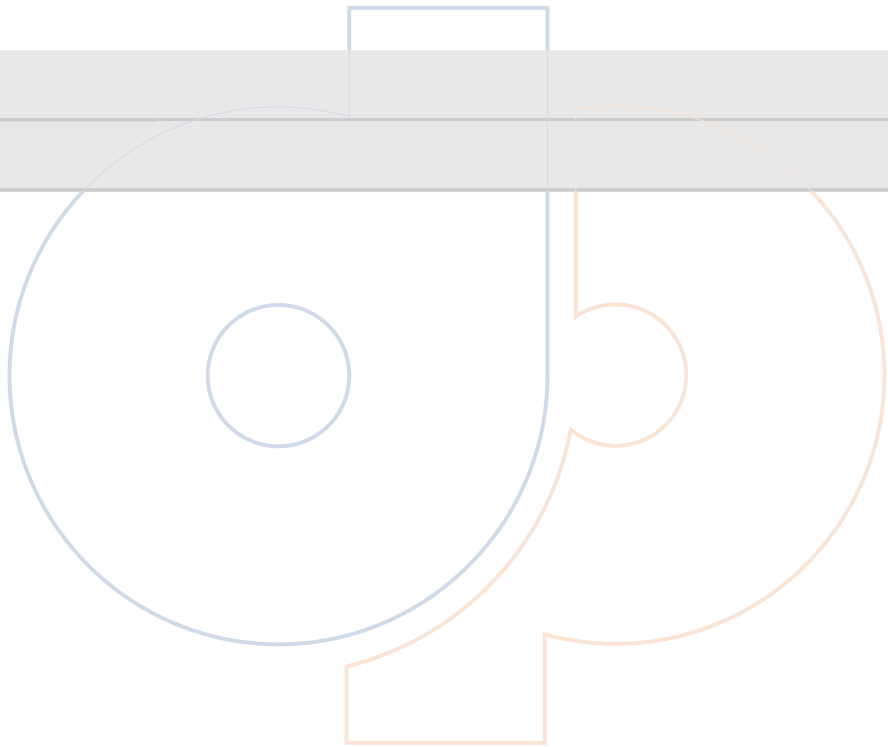
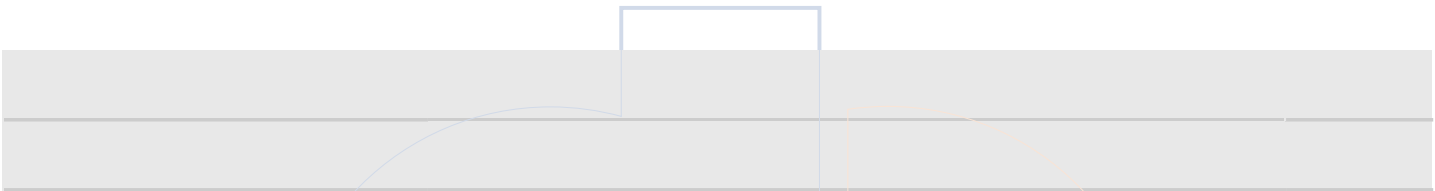
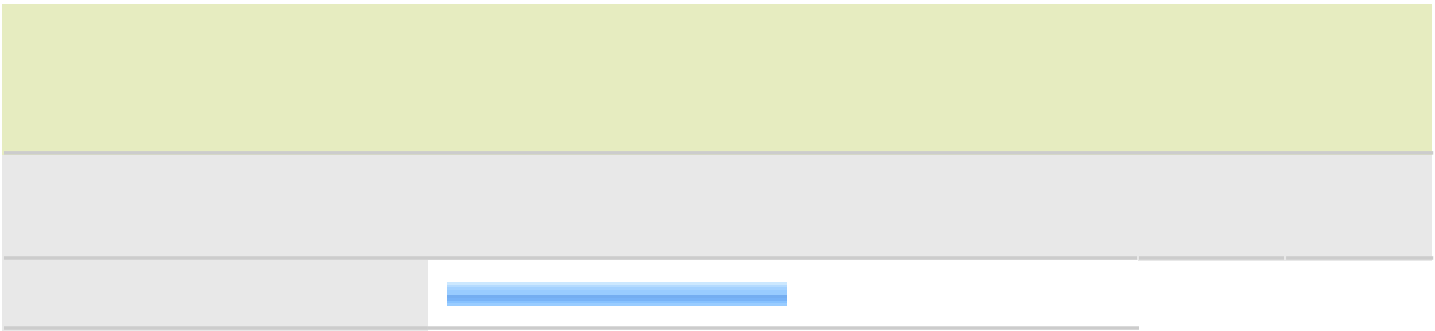
		Response Percent	Response Count
24 or younger		81.4%	35
25-34		11.6%	5
35-44		7.0%	3
45 or older		0.0%	0
		answered question	43
		skipped question	0

### 7. 7. Has either of your parents received a bachelor's degree?

		Response Percent	Response Count
Yes		51.2%	22
No		48.8%	21
		answered question	43
		skipped question	0



Dy



*Dy*

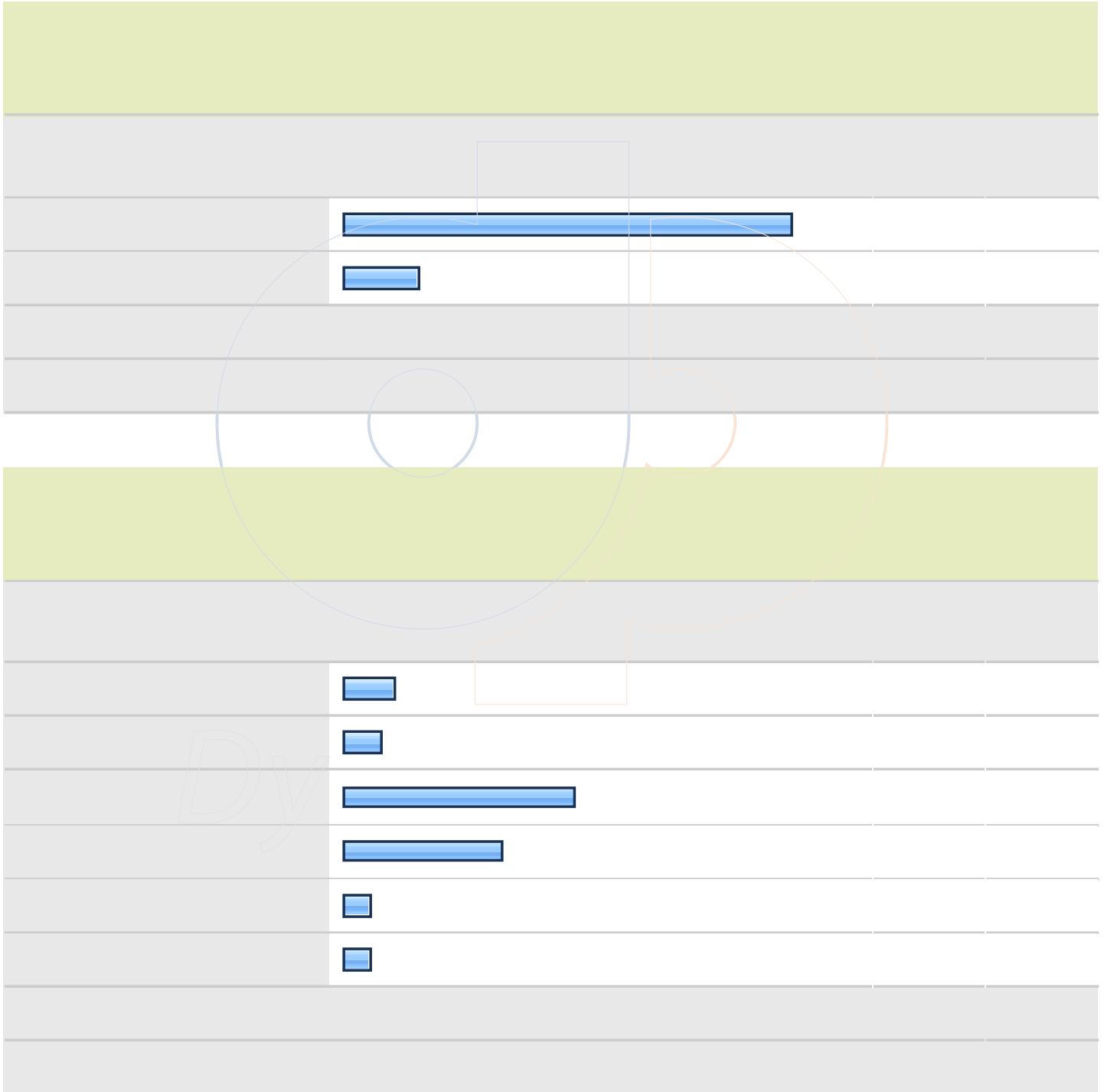
### 13. 13. In which Residential College are you a member?

		Response Percent	Response Count
Do not know		11.9%	5
<b>Clark College</b>		<b>21.4%</b>	<b>9</b>
Elizabeth College		11.9%	5
Franklin-Springer Colleges		14.3%	6
Hart College		9.5%	4
Hester College		2.4%	1
Regents College		7.1%	3
Richmond College		14.3%	6
White College		7.1%	3
<b>answered question</b>			<b>42</b>
<b>skipped question</b>			<b>1</b>

Dy


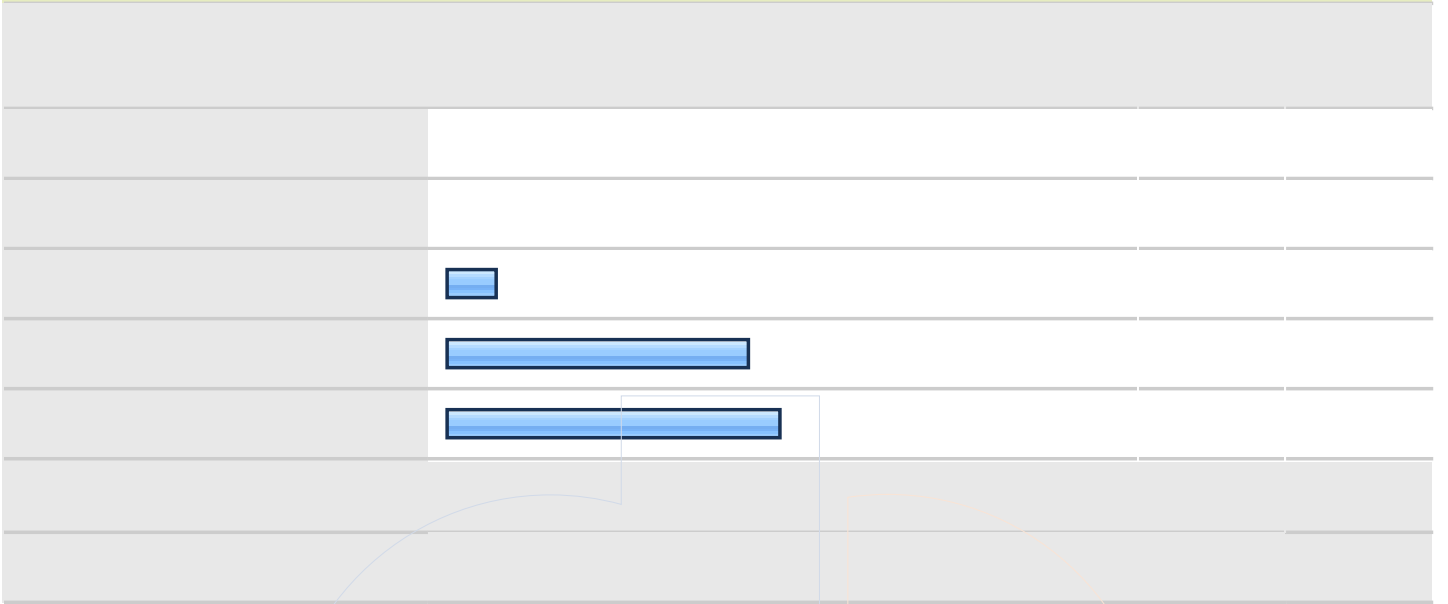
### 13. 13. In which Residential College are you a member?

answered question	42
skipped question	1





16. 16. In what range does your grntg6re 20.126 l 0 20.126 e does yououououo avera20.f



Dy

**17. 17. Please identify the program/major in which you are earning a degree. If you have a double major, check both of your majors. (Note: Liberal Arts and Integrated Studies Students, check Liberal Arts or Integrated Studies. Do not check your field of study as a major.)**

		Response Percent	Response Count
Accounting		0.0%	0
Advertising		0.0%	0
Agricultural Science & Technology (associate's)		0.0%	0
Agricultural Science (bachelor's)		0.0%	0
Animal Technology/Animal-Equine		0.0%	0
Animal Technology/Vet Tech, Pre-Vet		0.0%	0
Applied Physics		0.0%	0
Art		0.0%	0
Athletic Training		0.0%	0
Biology		0.0%	0
Business Administration (associate's)		0.0%	0
Business Administration (bachelor's)		0.0%	0
Career & Technical Education (associate's)	<input type="checkbox"/>	2.3%	1
Career & Technical Education (bachelor's)	<input type="checkbox"/>	4.7%	2
Chemistry		0.0%	0
Civil Engineering Technology (associate's)		0.0%	0
<b>answered question</b>			<b>43</b>
<b>skipped question</b>			<b>0</b>

**17. 17. Please identify the program/major in which you are earning a degree. If you have a double major, check both of your majors. (Note: Liberal Arts and Integrated Studies Students, check Liberal Arts or Integrated Studies. Do not check your field of study as a major.)**

Civil Engineering Technology (bachelor's)		0.0%	0
Communication Disorders		0.0%	0
Community Health		0.0%	0
Computer Information Systems		0.0%	0
Computer Science		0.0%	0
Creative Writing (BFA)		0.0%	0
Criminal Justice		0.0%	0
Economics		0.0%	0
Electromechanical Engineering Technology		0.0%	0
Elementary School Education	<input checked="" type="checkbox"/>	16.3%	7
Engineering Graphics & Design		0.0%	0
Engineering Physics		0.0%	0
English		0.0%	0
English Education (TESOL)		0.0%	0
Exercise Science		0.0%	0
Finance		0.0%	0
French		0.0%	0
General Studies (associate's)		0.0%	0
Geosciences		0.0%	0
German		0.0%	0
<b>answered question</b>			<b>43</b>
<b>skipped question</b>			<b>0</b>

**17. 17. Please identify the program/major in which you are earning a degree. If you have a double major, check both of your majors. (Note: Liberal Arts and Integrated Studies Students, check Liberal Arts or Integrated Studies. Do not check your field of study as a major.)**

Graphic Communications Media		0.0%	0
Health & Physical Education	<input type="checkbox"/>	4.7%	2
Health Information Administration		0.0%	0
History		0.0%	0
Industrial Technology (associate's)		0.0%	0
Integrated Studies (BIS)		0.0%	0
Interdisciplinary Early Childhood Education		0.0%	0
Interior Design		0.0%	0
International Business		0.0%	0
International Studies		0.0%	0
Japanese		0.0%	0
Journalism		0.0%	0
Learning & Behavior Disorders	<input checked="" type="checkbox"/>	30.2%	13
Liberal Arts		0.0%	0
Logistics & Supply Chain Management	<input type="checkbox"/>	2.3%	1
Management		0.0%	0
Manufacturing Technology		0.0%	0
Marketing		0.0%	0
Mathematics	<input type="checkbox"/>	2.3%	1
<b>answered question</b>			<b>43</b>
<b>skipped question</b>			<b>0</b>








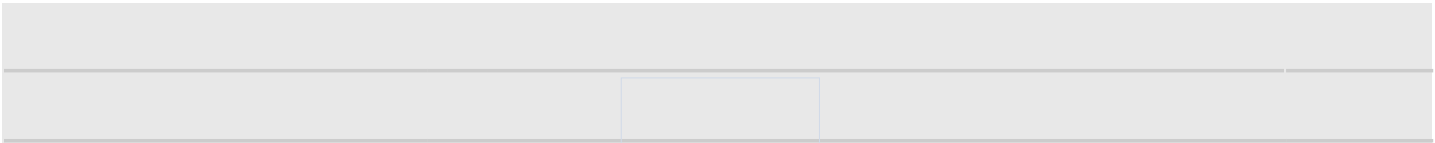

*Dy*

**17. 17. Please identify the program/major in which you are earning a degree. If you have a double major, check both of your majors. (Note: Liberal Arts and Integrated Studies Students, check Liberal Arts or Integrated Studies. Do not check your field of study as a major.)**

Television Production	0.0%	0
Theatre	0.0%	0
Wildlife & Conservation Biology	0.0%	0
<b>answered question</b>		<b>43</b>
<b>skipped question</b>		<b>0</b>

**18. 20. What is the highest degree you eventually hope to receive?**

		Response Percent	Response Count
Associate		2.3%	1
Baccalaureate		7.0%	3
<b>Graduate</b>		<b>74.4%</b>	<b>32</b>
Professional		16.3%	7
<b>answered question</b>		<b>43</b>	
<b>skipped question</b>		<b>0</b>	





Dy







*Dy*





## 22. 24. What time would you have preferred?

		Response Percent	Response Count
Late afternoon		0.0%	0
Evening		20.0%	1
Weekend		0.0%	0
<b>During the day</b>		<b>80.0%</b>	<b>4</b>
Online		0.0%	0
<b>answered question</b>			<b>5</b>
<b>skipped question</b>			<b>38</b>



## 23. 25. Which best describes the location where you completed the majority of your courses?

		Response Percent	Response Count
<b>Murray</b>		<b>86.0%</b>	<b>37</b>
Paducah		7.0%	3
Ft. Campbell		0.0%	0
Madisonville		4.7%	2
Hopkinsville		0.0%	0
Henderson		0.0%	0
Online		2.3%	1
Other (please specify)		0.0%	0
<b>answered question</b>			<b>43</b>
<b>skipped question</b>			<b>0</b>


### 24. 26. Did you take any online courses while at Murray State?

		Response Percent	Response Count
Yes		76.7%	33
No		23.3%	10
answered question			43
skipped question			0


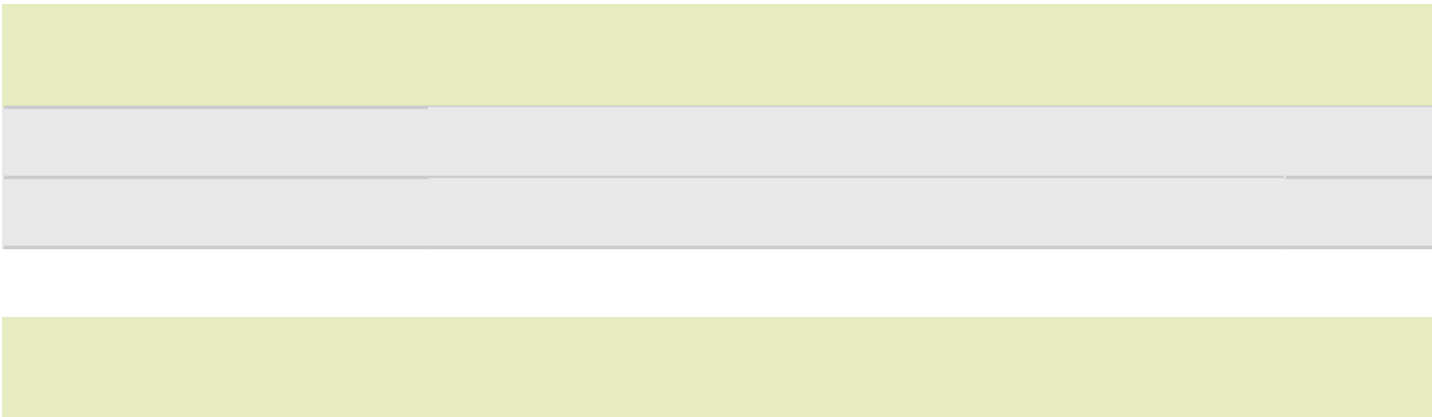
### 25. 27. Did it take you an extra semester or more to complete degree requirements at Murray State?

		Response Percent	Response Count
Yes		44.2%	19
No		55.8%	24
answered question			43
skipped question			0

Dy



Dy



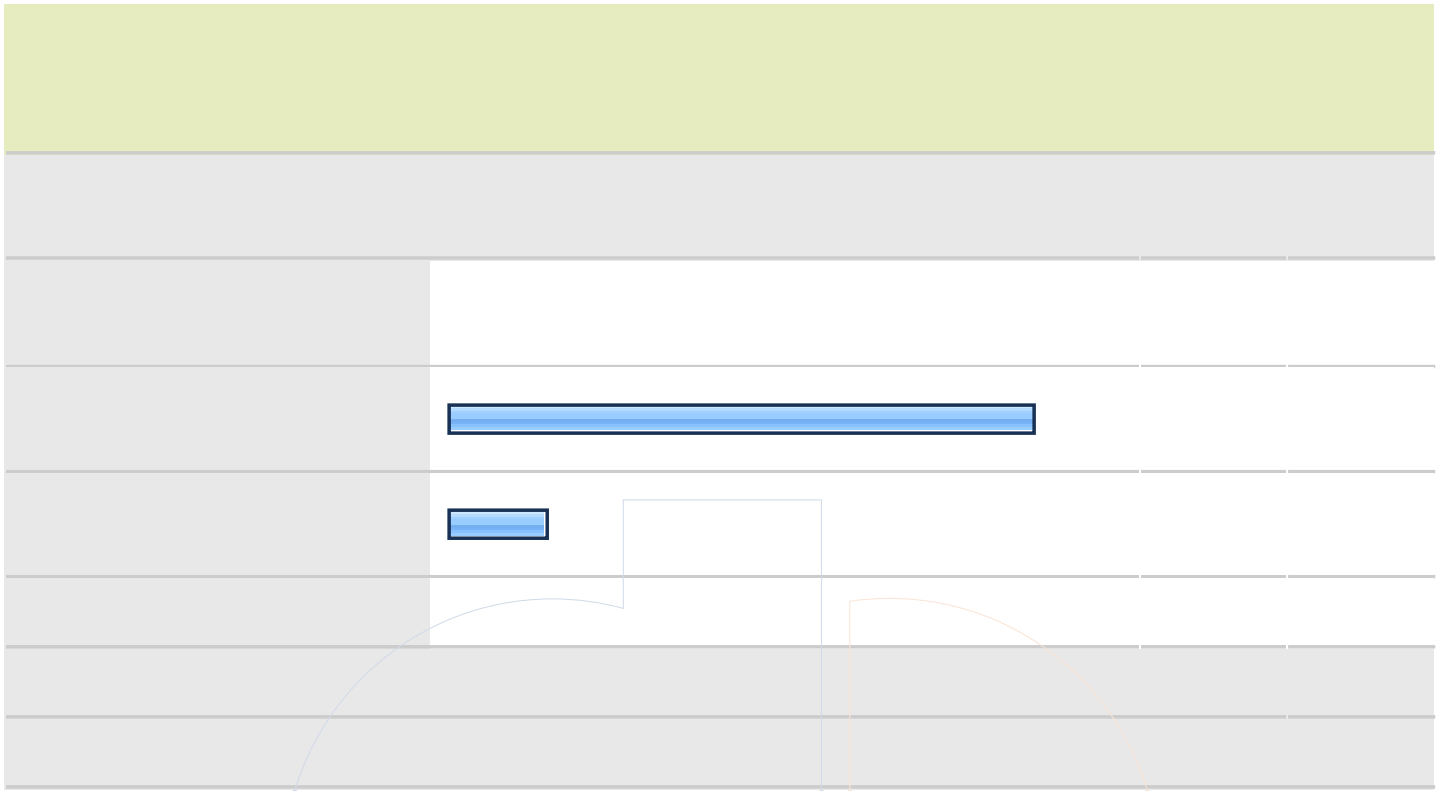
*Dy*

### 29. 31. Which statement best describes your experience with off-campus coop/internship?

		Response Percent	Response Count
Cannot judge; I did not have one.		23.3%	10
<b>My experience was very valuable.</b>		<b>48.8%</b>	<b>21</b>
My experience was valuable.		27.9%	12
My experience was of little value.		0.0%	0
My experience was of no value.		0.0%	0
<b>answered question</b>			<b>43</b>
<b>skipped question</b>			<b>0</b>

### 30. 32. Which statement best describes your experience with on-campus faculty-directed research, scholarly, or creative project?


		Response Percent	Response Count
<b>Cannot judge; I did not have one.</b>		<b>60.5%</b>	<b>26</b>
My experience was very valuable.		18.6%	8
My experience was valuable.		16.3%	7
My experience was of little value.		4.7%	2
My experience was of no value.		0.0%	0
<b>answered question</b>			<b>43</b>
<b>skipped question</b>			<b>0</b>

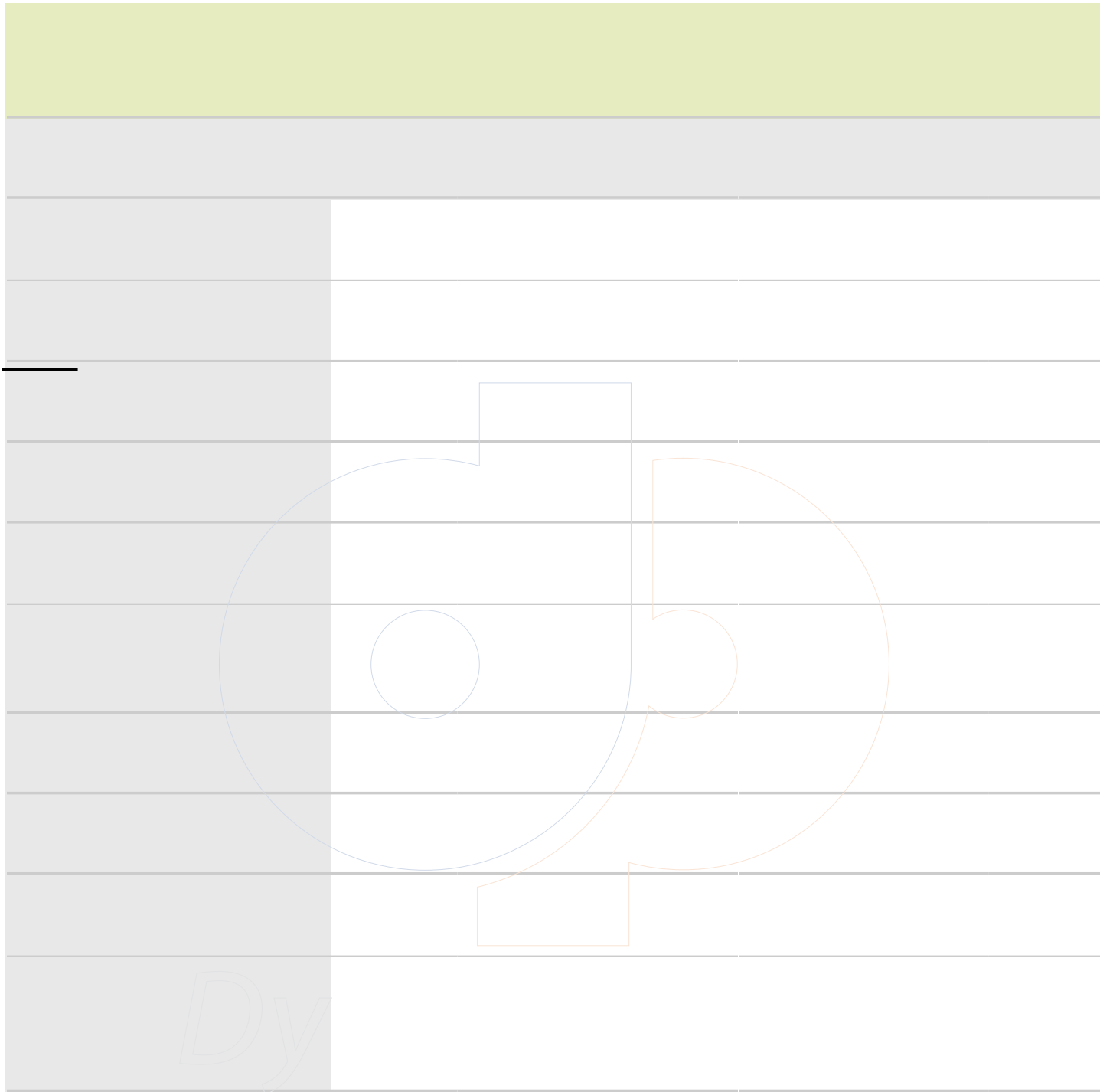


Dy

**31. 33. Which statement best describes your experience with academic advising in your major/area?**

answered question









**32. Questions 34-48 For each of these items, indicate the extent to which you were satisfied.**

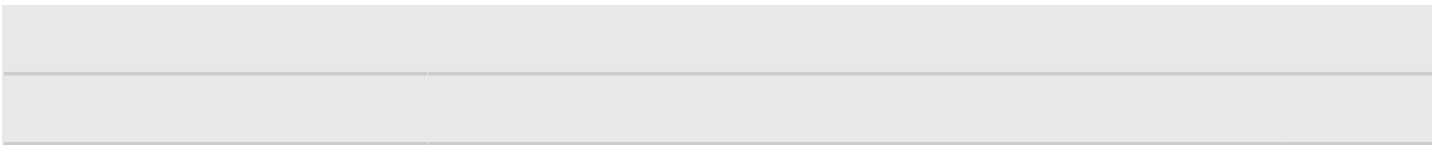
46 Effectiveness of library personnel in meeting your information needs	32.5% (13)	<b>57.5% (23)</b>	5.0% (2)	5.0% (2)	3.18	40
47. Access to on-hand or electronic library resources	32.5% (13)	<b>60.0% (24)</b>	5.0% (2)	2.5% (1)	3.23	40
48. Computer, individual and group work spaces available within University Libraries (Waterfield, Pogue and Overby)	25.0% (10)	<b>70.0% (28)</b>	5.0% (2)	0.0% (0)	3.20	40
<b>answered question</b>						<b>40</b>
<b>skipped question</b>						<b>3</b>



**33. Questions 49-55 University Studies is designed to offer you a broad base of skills and knowledge and to prepare you for upper division study. Please indicate how effective University Studies at Murray State was in helping you achieve these goals.**

	Very effective	Effective	Ineffective	Very ineffective	Rating Average	Rating Count
<b>answered question</b>						<b>39</b>
<b>skipped question</b>						<b>4</b>




*Dy*





*Dy*






*Dy*

### 35. 90. To what extent did you participate in Residential College activities?

		Response Percent	Response Count
Did not participate		50.0%	19
Frequently		10.5%	4
Occasionally		23.7%	9
Seldom		15.8%	6
<b>answered question</b>			<b>38</b>
<b>skipped question</b>			<b>5</b>



Dy

### 35. 90. To what extent did you participate in Residential College activities?

answered question	38
skipped question	5

### 36. 91. Which phrase best describes your opinion of Residential Colleges?

		Response Percent	Response Count
Not familiar with Residential Colleges		44.7%	17
Very positive		7.9%	3
Positive		42.1%	16
Negative		5.3%	2
Very negative		0.0%	0
		answered question	38
		skipped question	5

### 37. 92. When you graduate how many times will you have studied abroad during your university career?

		Response Percent	Response Count
None		84.2%	32
One		7.9%	3
Two		7.9%	3
Three or more		0.0%	0
		answered question	38
		skipped question	5

**38. Questions 93-102 The University has formulated ten desired "Characteristics of the Murray State University Graduate." Please indicate how effective your MSU experience was in enhancing your abilities in each area.**



**38. Questions 93-102 The University has formulated ten desired "Characteristics of the Murray State University Graduate." Please indicate how effective your MSU experience was in enhancing your abilities in each area.**

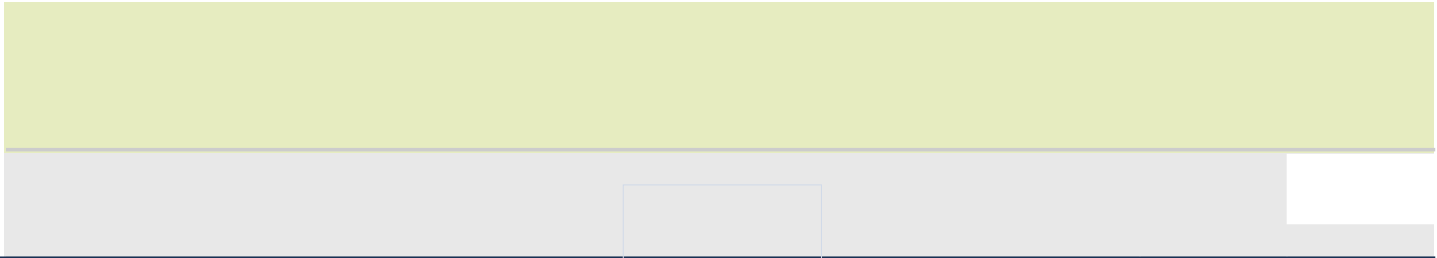

100. Understand the importance of the behaviors necessary to maintain a healthy lifestyle;	42.9% (15)	<b>48.6% (17)</b>	5.7% (2)	2.9% (1)	3.31	35
101. Demonstrate mastery of a chosen field of study;	37.1% (13)	<b>60.0% (21)</b>	0.0% (0)	2.9% (1)	3.31	35
102. Value intellectual pursuit and continuous learning in a changing world.	40.0% (14)	<b>57.1% (20)</b>	2.9% (1)	0.0% (0)	3.37	35
<b>answered question</b>						<b>35</b>
<b>skipped question</b>						<b>8</b>

Dy





Dy

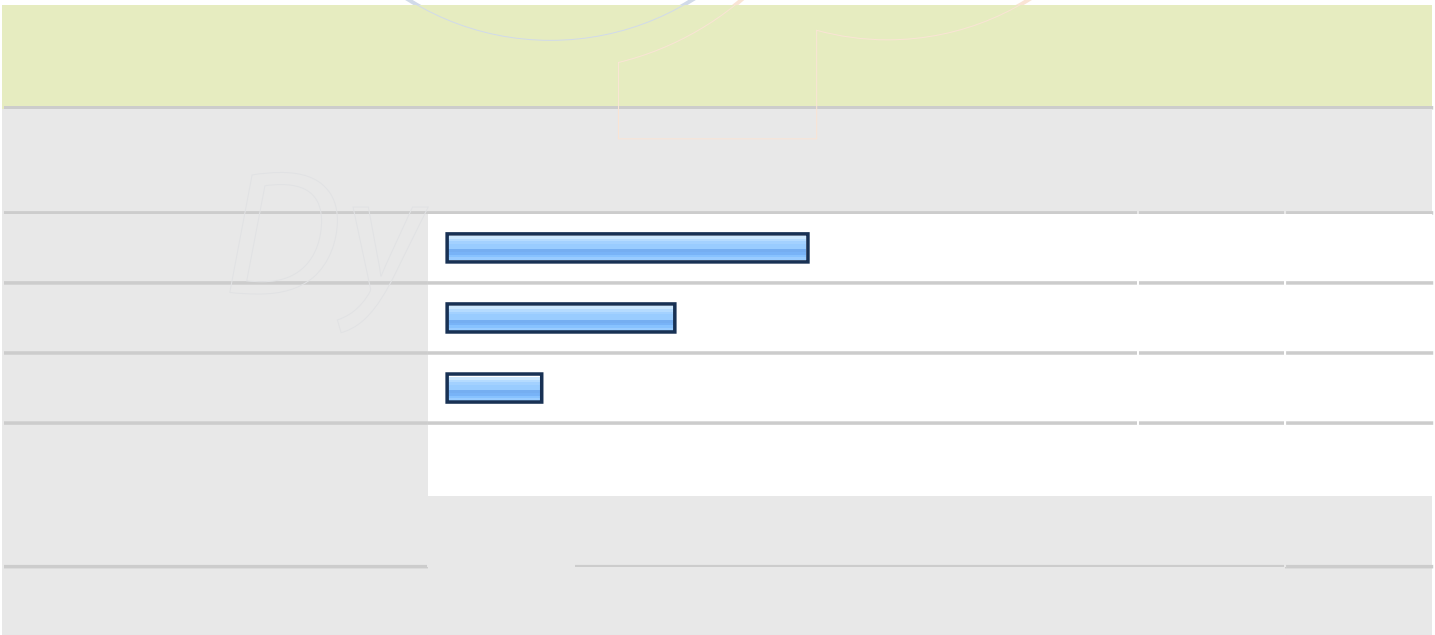




Dy

### 41. 105. If you intend to work full-time, what do you expect your salary to be?


		Response Percent	Response Count
Above \$75,000		0.0%	0
\$65,000 - \$75,000		0.0%	0
\$55,000 - \$64,999		2.8%	1
\$45,000 - \$54,999		5.6%	2
<b>\$35,000 - \$44,999</b>		<b>63.9%</b>	<b>23</b>
\$25,000 - \$34,999		13.9%	5
Below \$25,000		2.8%	1
Does not apply		11.1%	4
<b>answered question</b>			<b>36</b>
<b>skipped question</b>			<b>7</b>

Dy



#### 44. Feedback:

	Response Count
	4
answered question	4
skipped question	39




**45. 17. Please identify the program/major in which you are earning a degree. If you have a double major, check both of your majors. (Note: Liberal Arts and Integrated Studies Students, check Liberal Arts or Integrated Studies. Do not check your field of study as a major.)**

A large rectangular area with a light gray background and horizontal lines, intended for writing the program/major. A large, faint watermark of the number '17' is visible in the center of this area.










*Dy*



**45. 17. Please identify the program/major in which you are earning a degree. If you have a double major, check both of your majors. (Note: Liberal Arts and Integrated Studies Students, check Liberal Arts or Integrated Studies. Do not check your field of study as a major.)**

Integrated Studies (BIS)	0.0%	0
General Studies (associate's)	0.0%	0
<b>answered question</b>		<b>0</b>
<b>skipped question</b>		<b>43</b>

